

# STONERISE

## LUXURY GARAGE APARTMENTS

TOWNSHIP OF MARLBORO - MONMOUTH COUNTY - NEW JERSEY

### UNIT DATA CHART

MODEL	SQ. FT.	COUNT	DESCRIPTION
A	1,253	2	2 BEDROOM, 2 BATH
B-1	1,316	40	2 BEDROOM, 2 BATH W/ GARAGE
B-2	1,539	40	2 BEDROOM, 2 BATH W/ STUDY & GARAGE
B-2 ALT	1,523	30	2 BEDROOM, 2 BATH W/ STUDY & GARAGE
C-1	1,256	40	2 BEDROOM, 2 BATH W/ GARAGE
C-2	1,353	10	2 BEDROOM, 2 BATH W/ STUDY & GARAGE
SUBTOTAL		222	
LM-1A	631	5	1 BEDROOM, 1 BATH
LM-1B	659	5	1 BEDROOM, 1 BATH
LM-1C	812	1	1 BEDROOM, 1 BATH
LM-2A	888	10	2 BEDROOM, 1 BATH
LM-2B	893	25	2 BEDROOM, 1 BATH
LM-3A	1,136	4	3 BEDROOM, 1 BATH
LM-3B	1,140	8	3 BEDROOM, 1 BATH
SUBTOTAL		58	
TOTAL		280	

### ELEVATION RENDERINGS

FOR REFERENCE ONLY - NOT TO SCALE



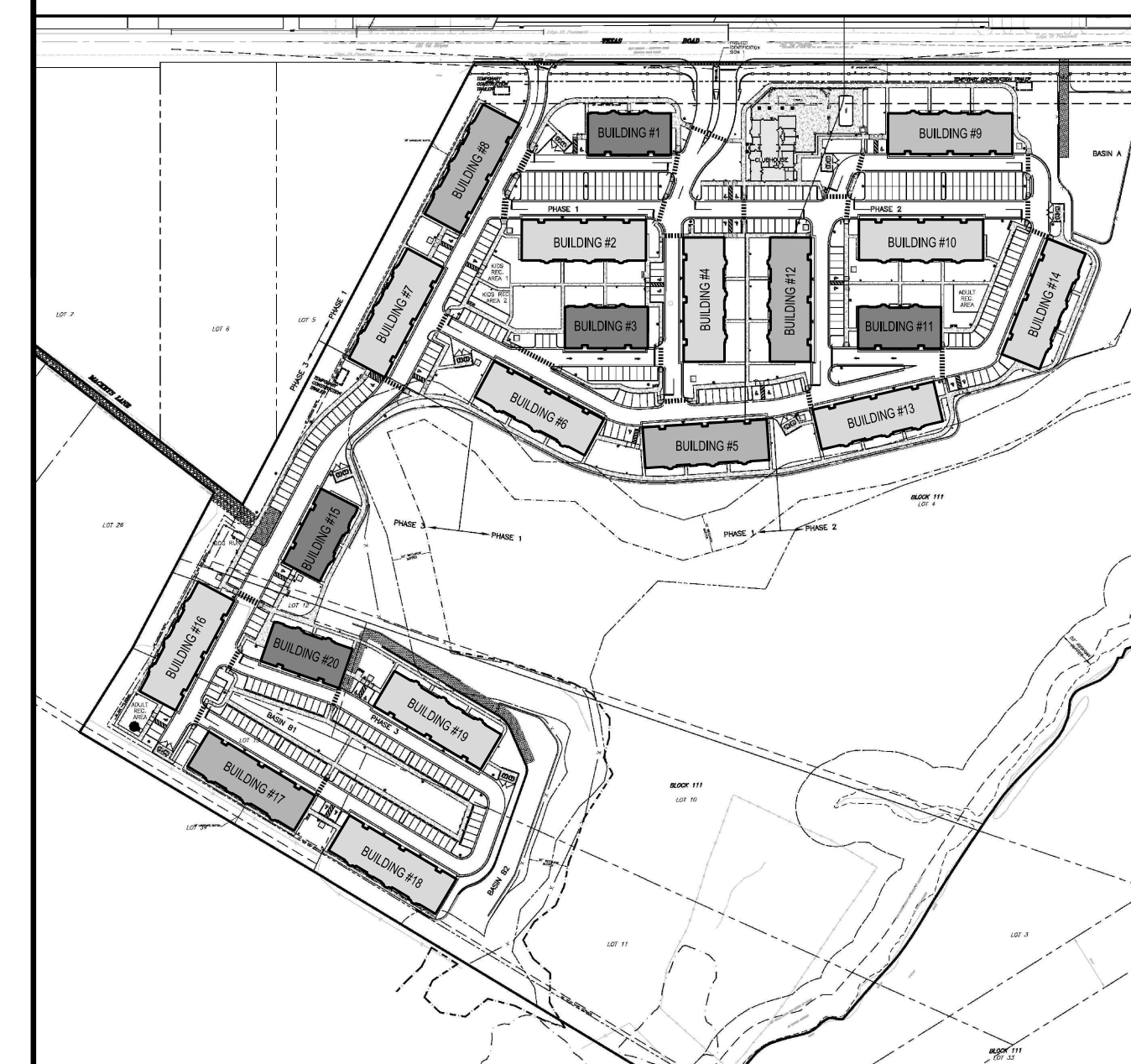
### SHEET INDEX

#### ARCHITECTURAL

C100	COVER SHEET
C101	SIGNAGE PLAN
A100	BUILDING PLANS
A101	BUILDING PLANS
A102	BUILDING PLANS
A103	BUILDING PLANS
A104	BUILDING PLANS
A105	BUILDING PLANS
A106	BUILDING PLANS
A107	BUILDING PLANS
A110	UNIT PLANS
A111	UNIT PLANS
A112	UNIT PLANS
A200	ELEVATIONS
A201	ELEVATIONS
A202	ELEVATIONS
A203	ELEVATIONS
A300	CLUBHOUSE FLOOR PLANS
A400	CLUBHOUSE ELEVATIONS

### DIAGRAMMATIC KEY SITE PLAN

FOR REFERENCE ONLY - NOT TO SCALE



planning  
architecture  
engineering  
surveying

CHESTER, PLOUSSAS, LISOWSKY  
PARTNERSHIP, LLC

95 MATAWAN ROAD  
SECOND FLOOR  
MATAWAN, NJ 07747  
P. 732.566.0297  
www.cplpartnership.com

STONERISE  
-LUXURY GARAGE APARTMENTS-  
TOWNSHIP OF MARLBORO  
MONMOUTH COUNTY NEW JERSEY

CERTIFICATE OF AUTHORIZATION -  
BOARD OF ENGINEERS & LAND SURVEYORS: 24GA28159000  
BOARD OF ARCHITECTS: 21AC000695000

GREGORY PLOUSSAS  
PROFESSIONAL ENGINEER  
PROFESSIONAL LAND SURVEYOR

MICHAEL PRICCI  
PROFESSIONAL ENGINEER  
PROFESSIONAL LAND SURVEYOR

ROBERT S. LARSEN  
PROFESSIONAL ENGINEER  
PROFESSIONAL LAND SURVEYOR

JOSEPH M. DELUCA  
PROFESSIONAL ENGINEER  
PROFESSIONAL LAND SURVEYOR

ROBERT S. LARSEN  
REGISTERED ARCHITECT  
PROFESSIONAL PLANNER  
N.J. LIC. NO. 33A0018700  
N.J. LIC. NO. 33A0018700

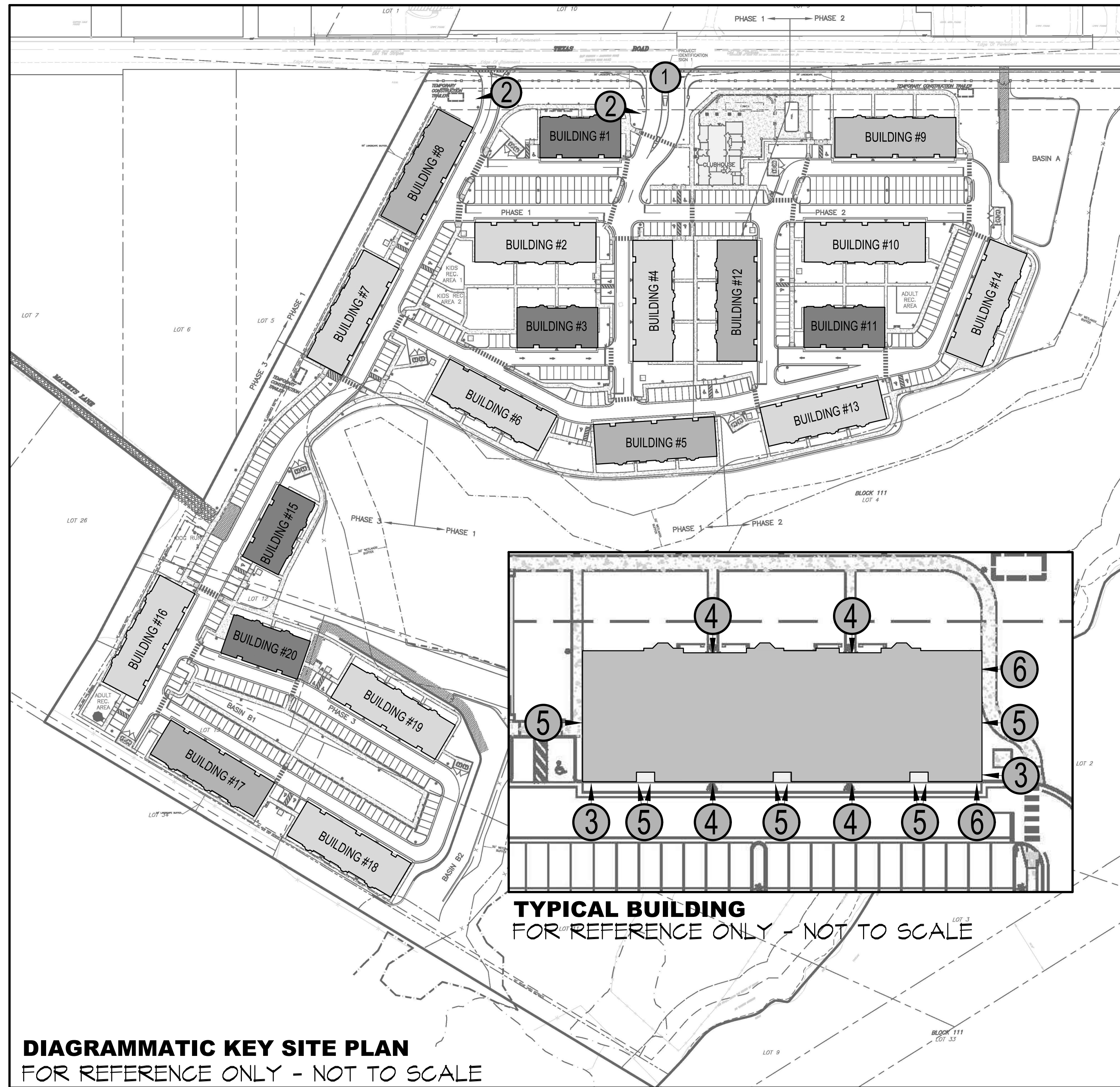
DATE	REVISIONS
12-22-2020	ISSUED FOR FILING
04-29-2021	REVISED & REISSUED FOR FILING
07-01-2021	REVISED & REISSUED FOR FILING

COVER SHEET

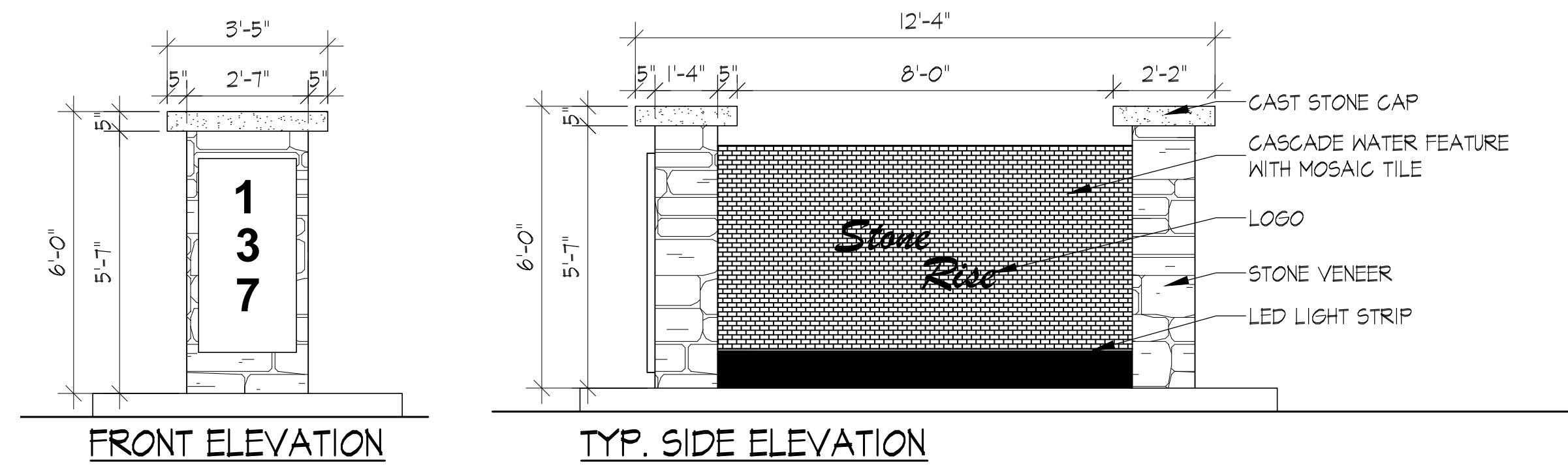
FILE NO.	17014
DATE:	3/10/2021
SCALE:	AS NOTED
DRAWN BY:	000/000/000
CHECKED BY:	JMD/RSL
DRAWING NO.	17032_C100
SHEET NO.	

C100

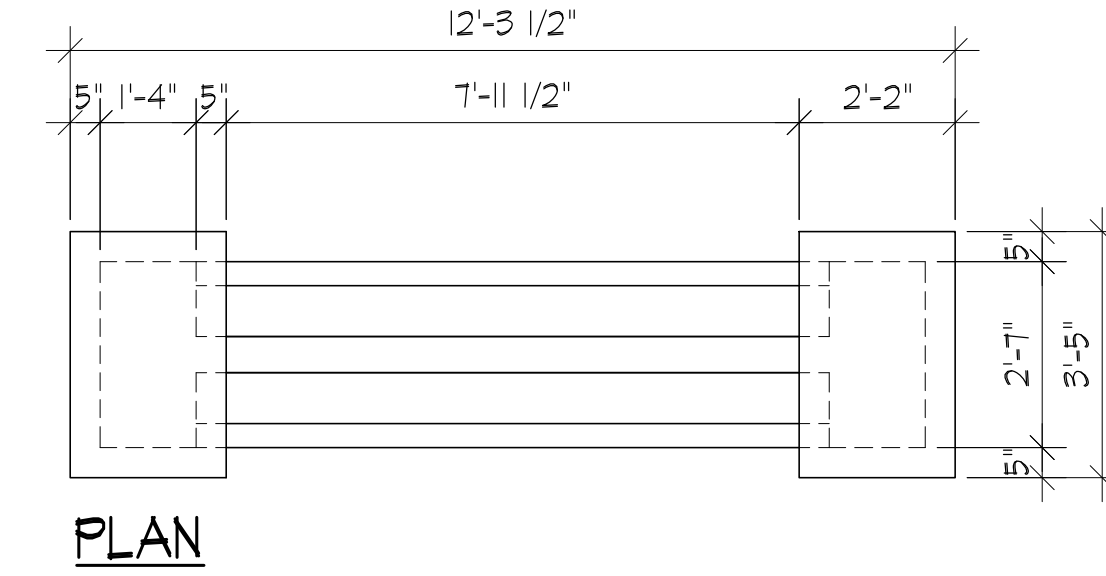




**DIAGRAMMATIC KEY SITE PLAN**  
FOR REFERENCE ONLY - NOT TO SCALE

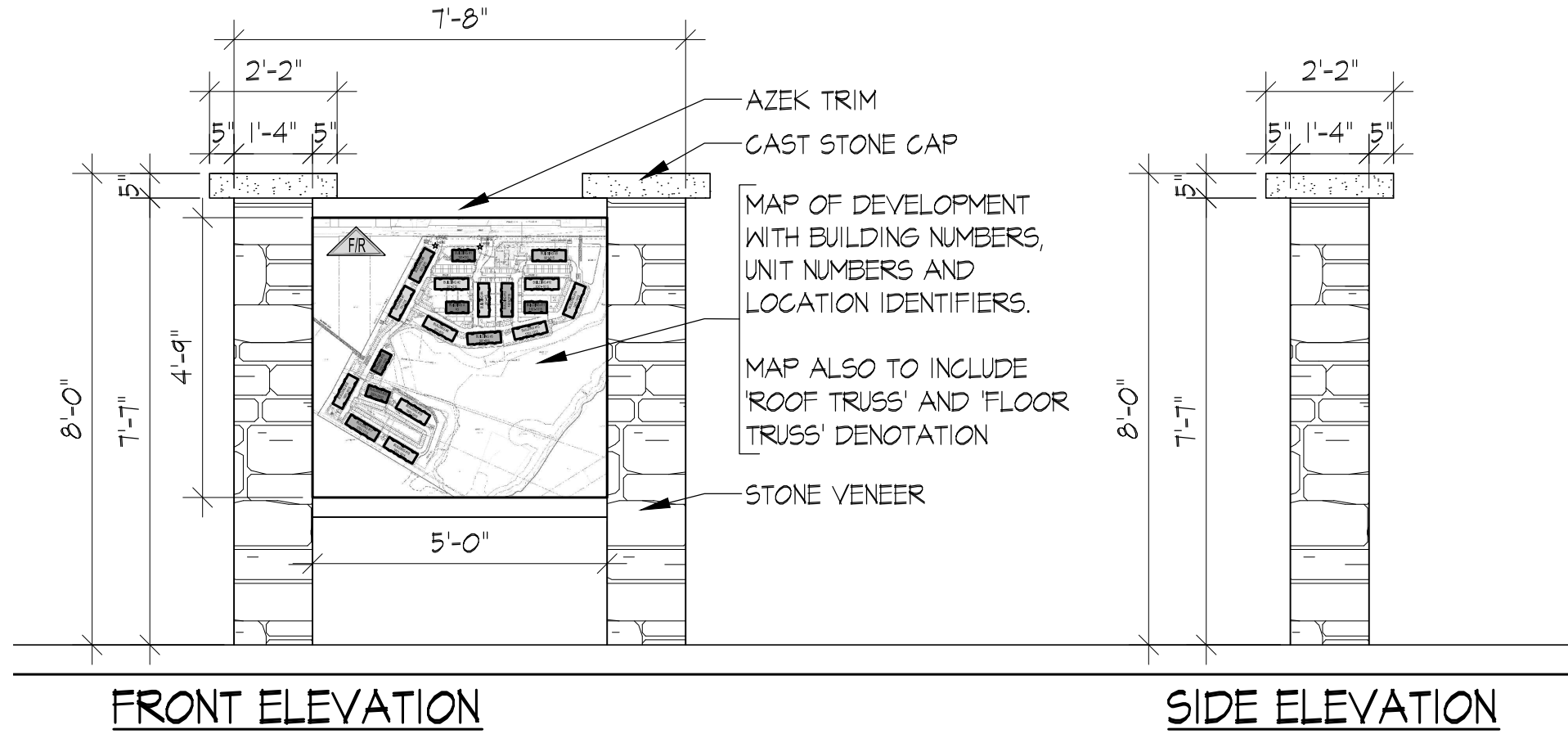


**FRONT ELEVATION**      **TYP. SIDE ELEVATION**



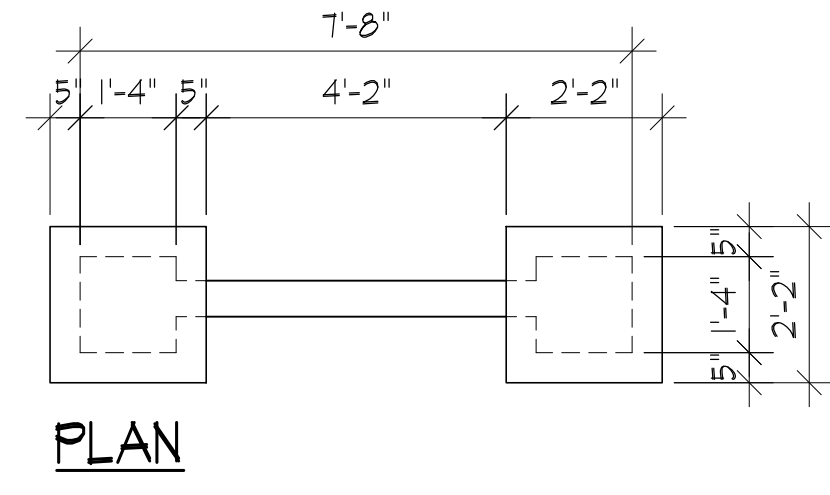
**PLAN**

**1 DEVELOPMENT ENTRANCE SIGN**  
SCALE: 3/8" = 1'-0"




**FRONT ELEVATION**      **SIDE ELEVATION**

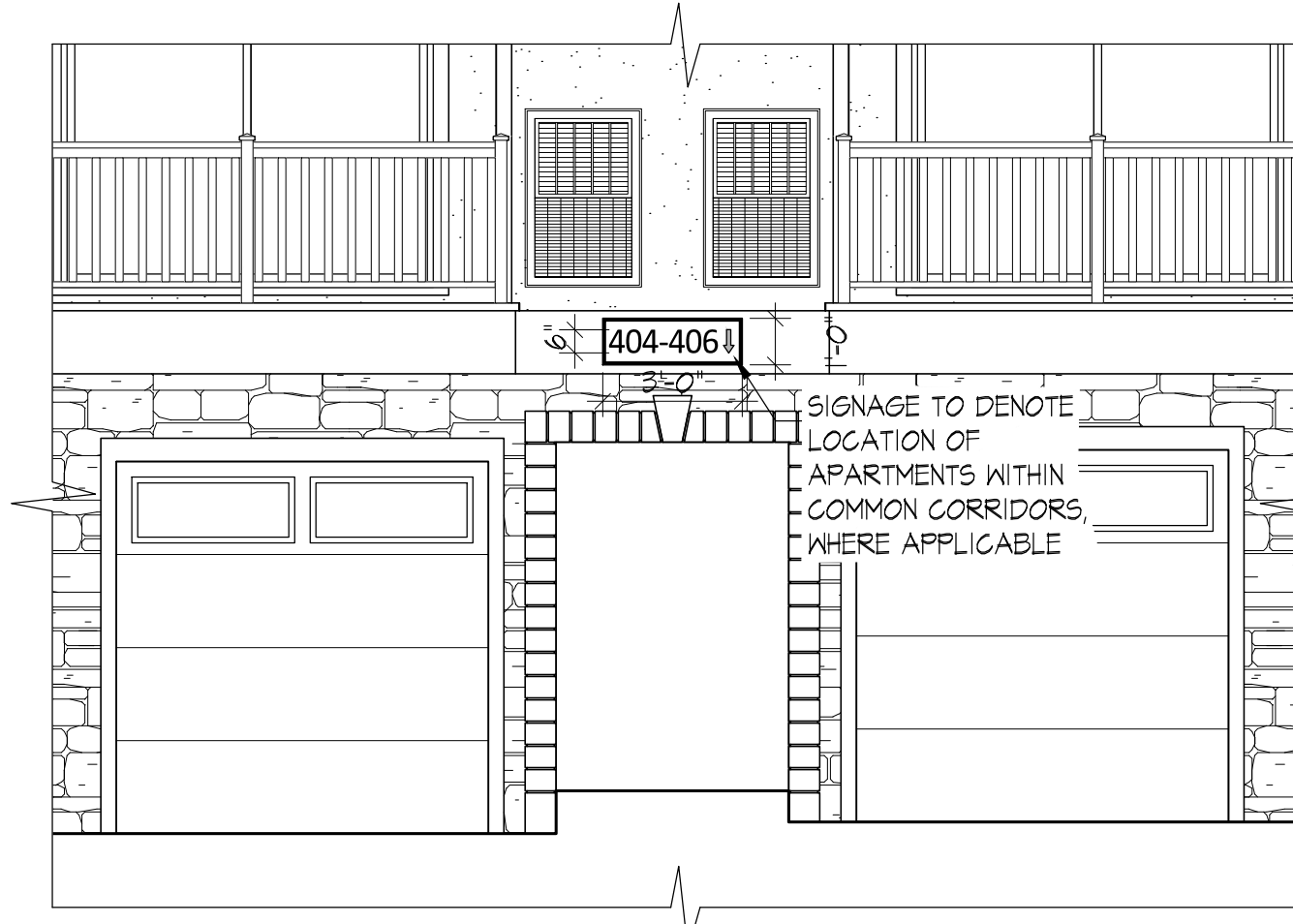
**2 DEVELOPMENT MAP**  
SCALE: 3/8" = 1'-0"



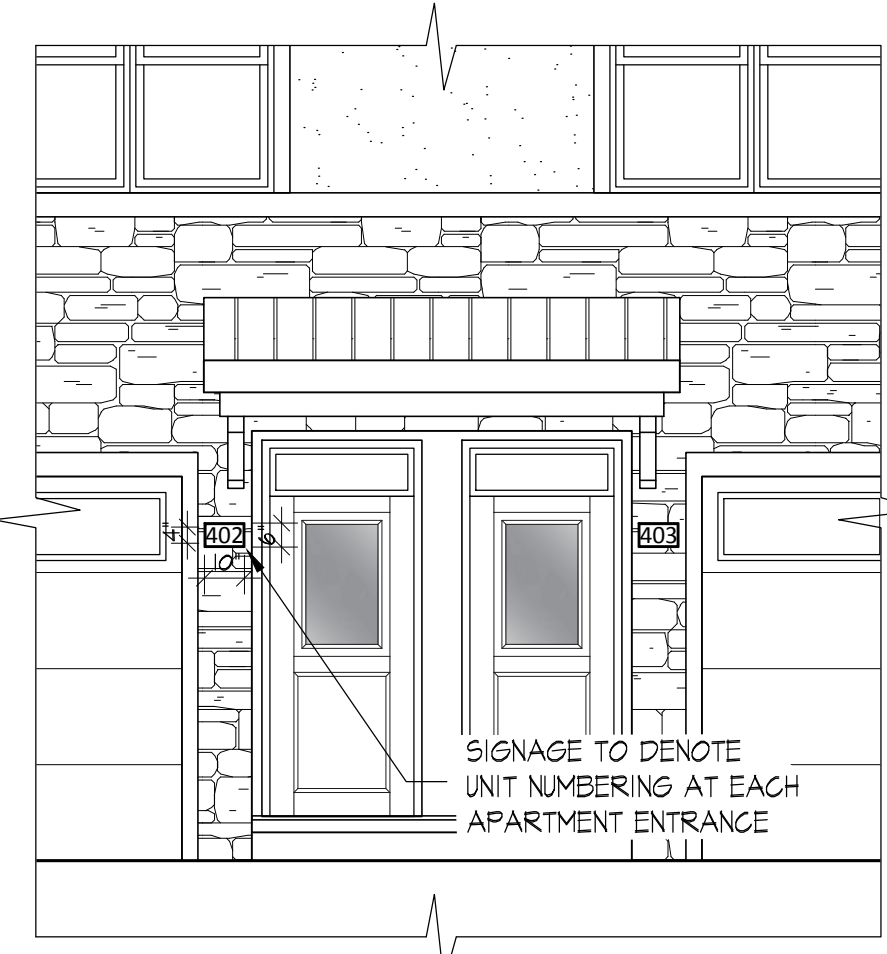
**PLAN**



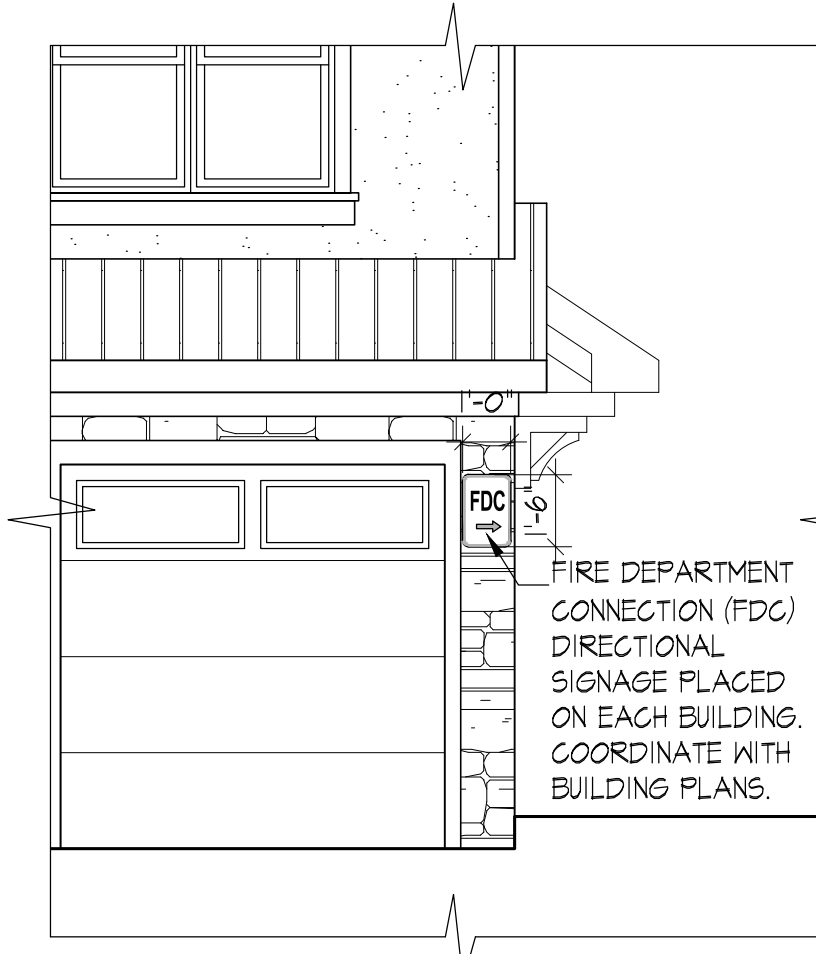
**3 BUILDING MOUNTED NUMBERING**  
SCALE: 1/4" = 1'-0" - 2 SIGNS PER BUILDING



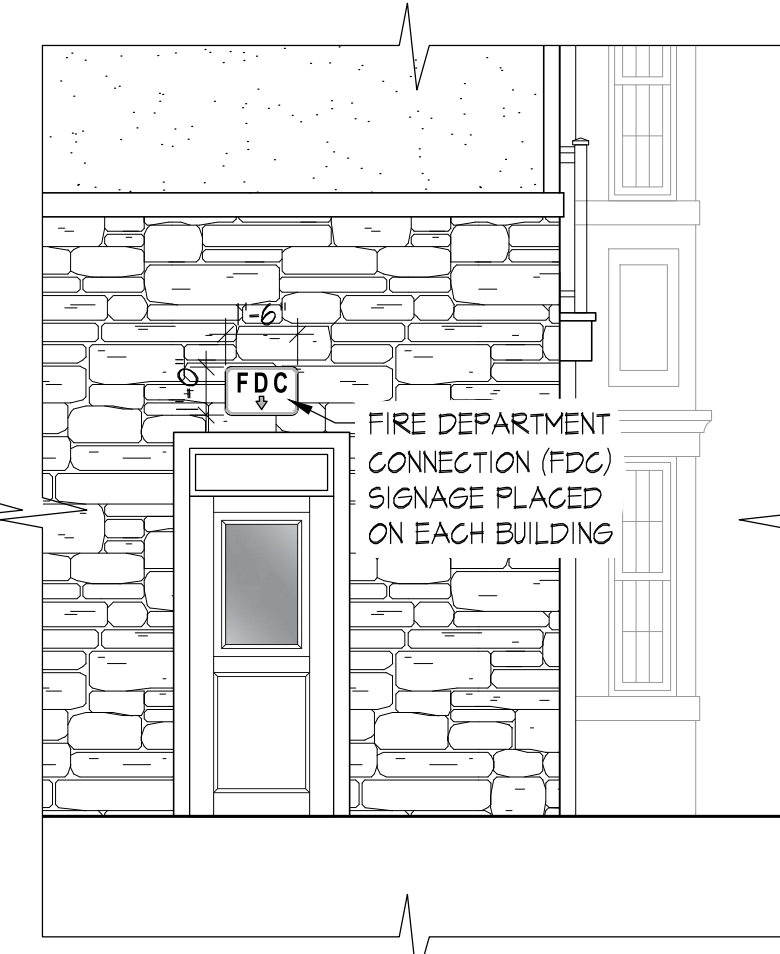
**4 BUILDING MOUNTED UNIT LOCATION NUMBERING**  
SCALE: 1/4" = 1'-0" - AS REQUIRED FOR CORRIDOR ENTRANCES



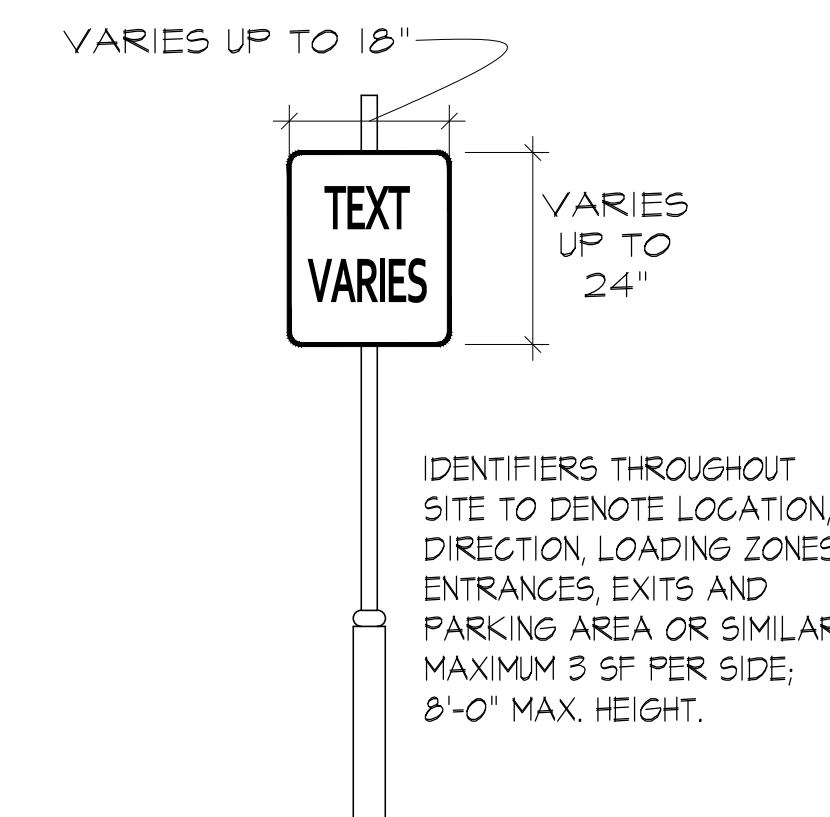
**5 BUILDING MOUNTED UNIT NUMBERING**  
SCALE: 1/4" = 1'-0" - AS REQUIRED



**6 SIGN FOR FIRE DEPARTMENT CONNECTION (FDC)**  
SCALE: 1/4" = 1'-0" - LOCATED ON EVERY BUILDING



**7 WAYFINDING SIGN**  
SCALE: 1/2" = 1'-0" - LOCATION TBD



DATE	REVISIONS
12-22-2020	ISSUED FOR FILING
04-29-2021	REVISED & REISSUED FOR FILING
07-01-2021	REVISED & REISSUED FOR FILING

SIGNAGE PLAN	
FILE NO.	17014
DATE:	3/10/2021
SCALE:	AS NOTED
DRAWN BY:	000/000/000
CHECKED BY:	JMD/RSL
DRAWING NO.	17032_C101
SHEET NO.	

© COPYRIGHT 2020 CHESTER, PLOUSSAS, LISOWSKY, PARTNERSHIP, LLC





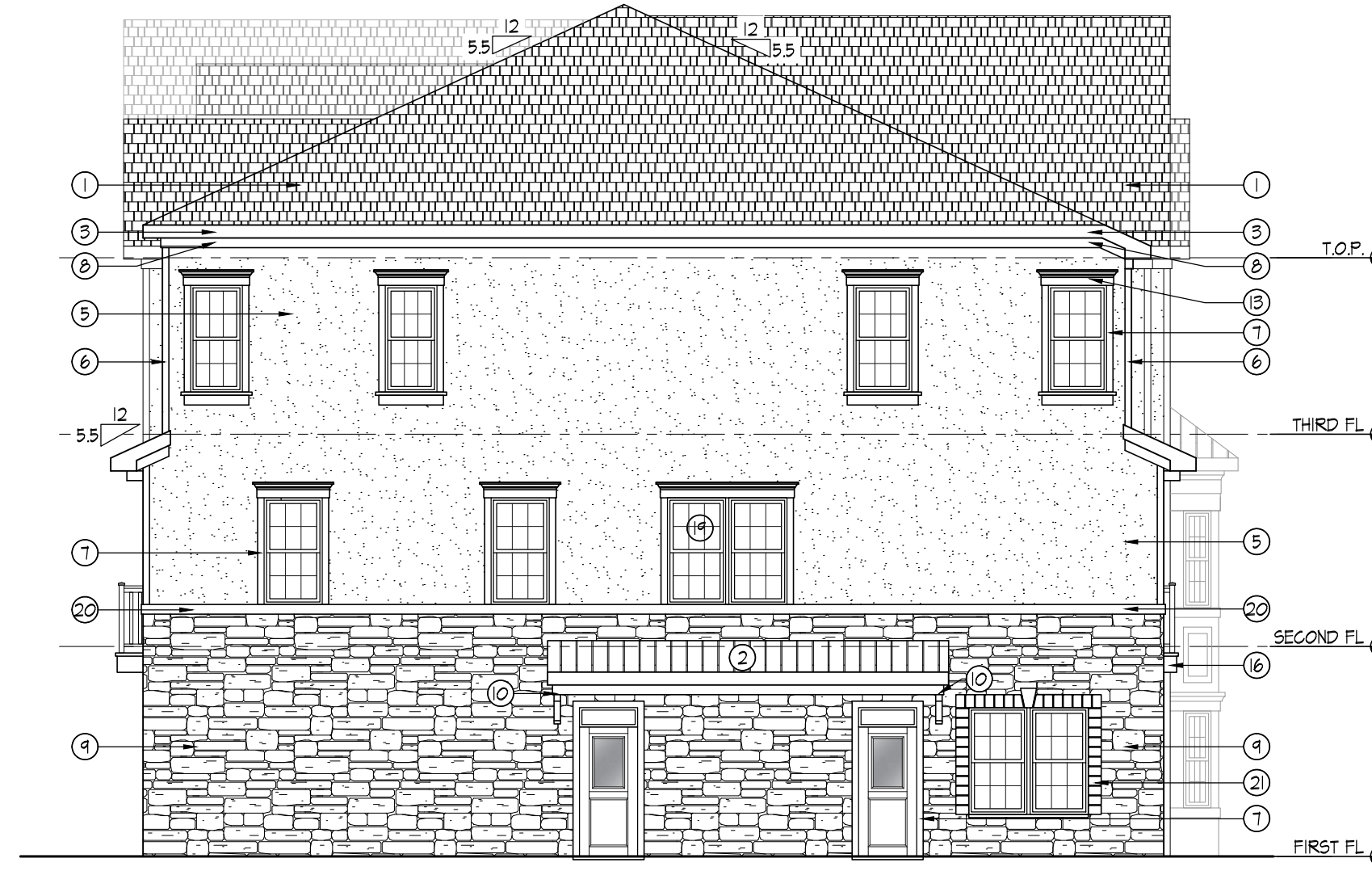
1 BUILDINGS BUILDINGS 1, 3, 11, 15 & 20 - FRONT ELEVATION  
SCALE: 1/8" = 1'-0"



2 BUILDINGS 1, 3, 11, 15 & 20 - GARAGE ELEVATION  
SCALE: 1/8" = 1'-0"



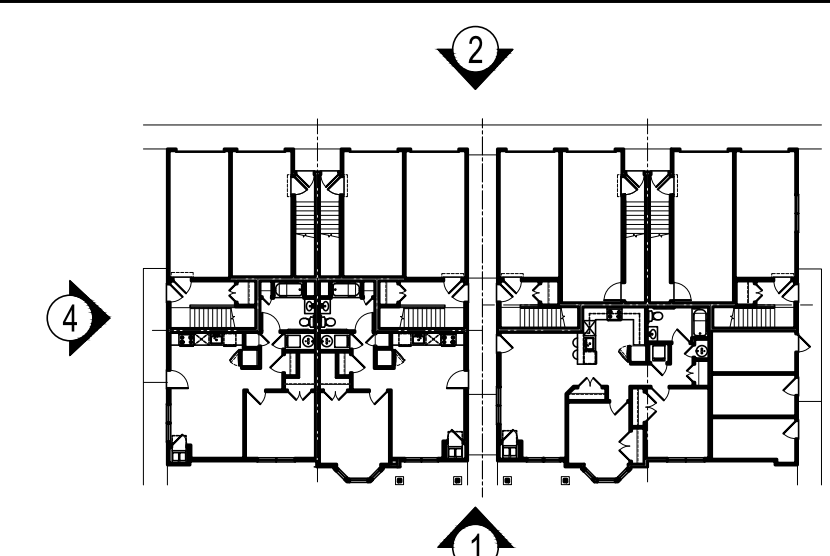
3 BUILDINGS 1, 3, 11, 15 & 20 - SIDE ELEVATION  
SCALE: 1/8" = 1'-0"



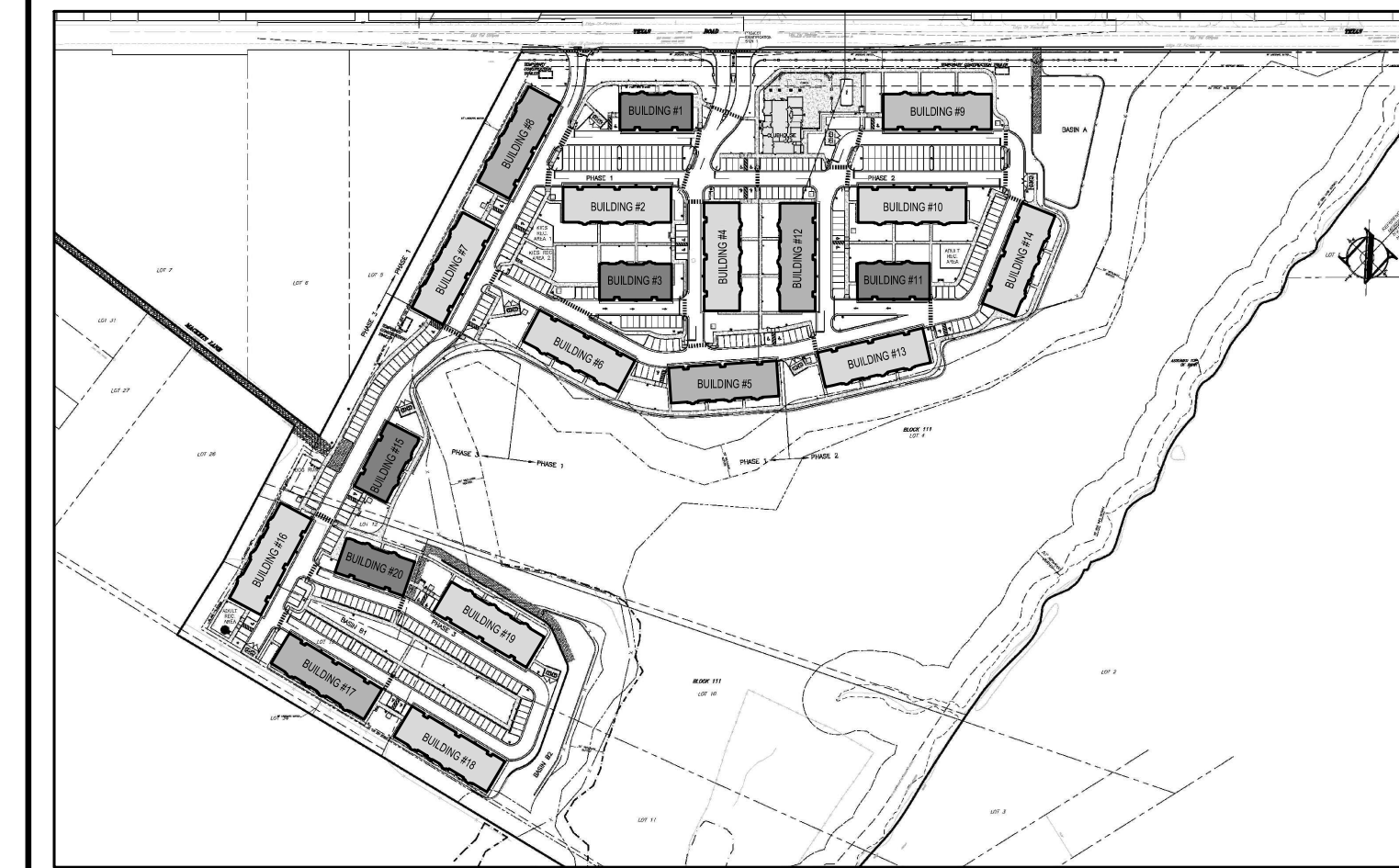
4 BUILDINGS 1, 3, 11, 15 & 20 - SIDE ELEVATION  
SCALE: 1/8" = 1'-0"

ELEVATION MATERIALS LEGEND

- ① TIMBERLINE ULTRA HD ROOF SHINGLES FASTENED OVER 15# BUILDING FELT FASTENED TO EXTERIOR GRADE PLYWOOD ROOF SHEATHING OR EQUIVALENT. SEE STRUCTURAL DRAWINGS FOR SHEATHING REQUIREMENTS.
- ② METAL STANDING ROOF. INSTALL AS PER MANUFACTURER'S SPECIFICATIONS AND REQ.
- ③ EAVE OVERHANGS WITH 8" PRE-FINISHED ALUMINUM WRAPPED FASCIA BOARDS. PROVIDE VENTED VINYL SOFFIT PANELS @ ALL EAVE OVERHANGS UNLESS NOTED OTHERWISE. INSTALL PRE-FINISHED SEAMLESS ALUMINUM GUTTERS AND DOWNSPOUTS. SEE ROOF PLAN TO COORDINATE ROOF PITCH AND DIMENSION OF EAVE OVERHANGS. PROVIDE VENTED VINYL PANELLING SOFFIT SYSTEM @ ALL ROOF OVERHANGS
- ④ 8" PRE-FINISHED ALUMINUM WRAPPED RAKE BOARD. TYPICAL 12" PROJECTION UNLESS NOTED OTHERWISE
- ⑤ CEMENT-BOARD STUCCO. THIS SYSTEM SHALL BE ON TOP OF THE MOISTURE BARRIER. IT CONSISTS OF CEMENT BOARD, SELF-ADHERING MESH, ALPHA BASE COAT, REINFORCING MESH, ALPHA BASE COAT, FINISH COAT AND FLASHING (STARTER TRACK)
- ⑥ 4" SYNTHETIC CORNER BOARD
- ⑦ 4" SYNTHETIC CONTINUOUS TRIM BOARDS AROUND WINDOWS. 4" SYNTHETIC CONTINUOUS TRIM BOARDS AT SIDES OF DOORS AS SHOWN.
- ⑧ 6" SYNTHETIC TRIM BOARDS UNDER FASCIA BOARDS OR GABLE RAKE BOARDS AS SHOWN
- ⑨ STONE VENER TO BE SELECTED BY OWNER
- ⑩ NON-STRUCTURAL DECORATIVE SYNTHETIC BRACKETS
- ⑪ 6" SYNTHETIC TRIM BOARD
- ⑫ HVAC GRILLE, COLOR AND FINISH BY OWNER
- ⑬ 10" CROSSHEAD W/BOTTOM TRIM
- ⑭ MIN. 42" HIGH ALUMINUM RAILING AND BALUSTER SYSTEM W/ BALUSTERS SPACED SUCH THAT A 4" DIA. SPHERE SHALL NOT PASS THROUGH THEM. INSTALL PER MANUFACTURER'S REQUIREMENTS AND SPECIFICATIONS.
- ⑮ DECORATIVE SYNTHETIC LOUVER DECO ROUND W/DG TRIM & KEY
- ⑯ 16" FYPON TRIM AROUND EDGE OF BALCONY OVERHANG
- ⑰ DECORATIVE SYNTHETIC PANELS AS REQUIRED
- ⑱ STRUCTURAL COLUMN W/ AZEK WRAP
- ⑲ TEMPERED GLAZING REQUIRED
- ⑳ STONE WATER TABLE
- ㉑ STONE SOLIDER COURSE AROUND WINDOWS AND OPENINGS WITH KEYSTONE



DIAGRAMMATIC KEY PLAN  
FOR REFERENCE ONLY - NOT TO SCALE



DIAGRAMMATIC KEY SITE PLAN  
FOR REFERENCE ONLY - NOT TO SCALE

**CPL**  
partnership

planning  
architecture  
engineering  
surveying

CHESTER, PLOUSSAS, LISOWSKY  
PARTNERSHIP, LLC

95 MATAWAN ROAD  
SECOND FLOOR  
MATAWAN, NJ 07747  
P. 732.566.0297  
www.cplpartnership.com

STONERISE  
-LUXURY GARAGE APARTMENTS-

TOWNSHIP OF MARLBORO  
MONMOUTH COUNTY NEW JERSEY

CERTIFICATE OF AUTHORIZATION -  
BOARD OF ENGINEERS & LAND SURVEYORS: 2A6A28159000  
BOARD OF ARCHITECTS: 21AC0006959000

RICHARD G. BUCHALSKI  
PROFESSIONAL ENGINEER AND SURVEYOR  
PROFESSIONAL LANDSCAPE ARCHITECT

JOSEPH M. DELUCA  
PROFESSIONAL ARCHITECT

ROBERT S. LARSEN  
REGISTERED ARCHITECT  
PROFESSIONAL PLANNER

*Robert Larsen*  
ROBERT S. LARSEN  
N.J. LIC. NO. 330089700  
PROFESSIONAL ARCHITECT

DATE	ISSUED FOR FILING	REVISED & REISSUED FOR FILING	REVISED & REISSUED FOR FILING
12-22-2020			
04-29-2021			
07-01-2021			

ELEVATIONS	
TITLE NO.	17014
DATE:	3/10/2021
SCALE:	AS NOTED
DRAWN BY:	000/000/000
CHECKED BY:	JMD/RSL
DRAWING NO.	
SHEET NO.	

A200

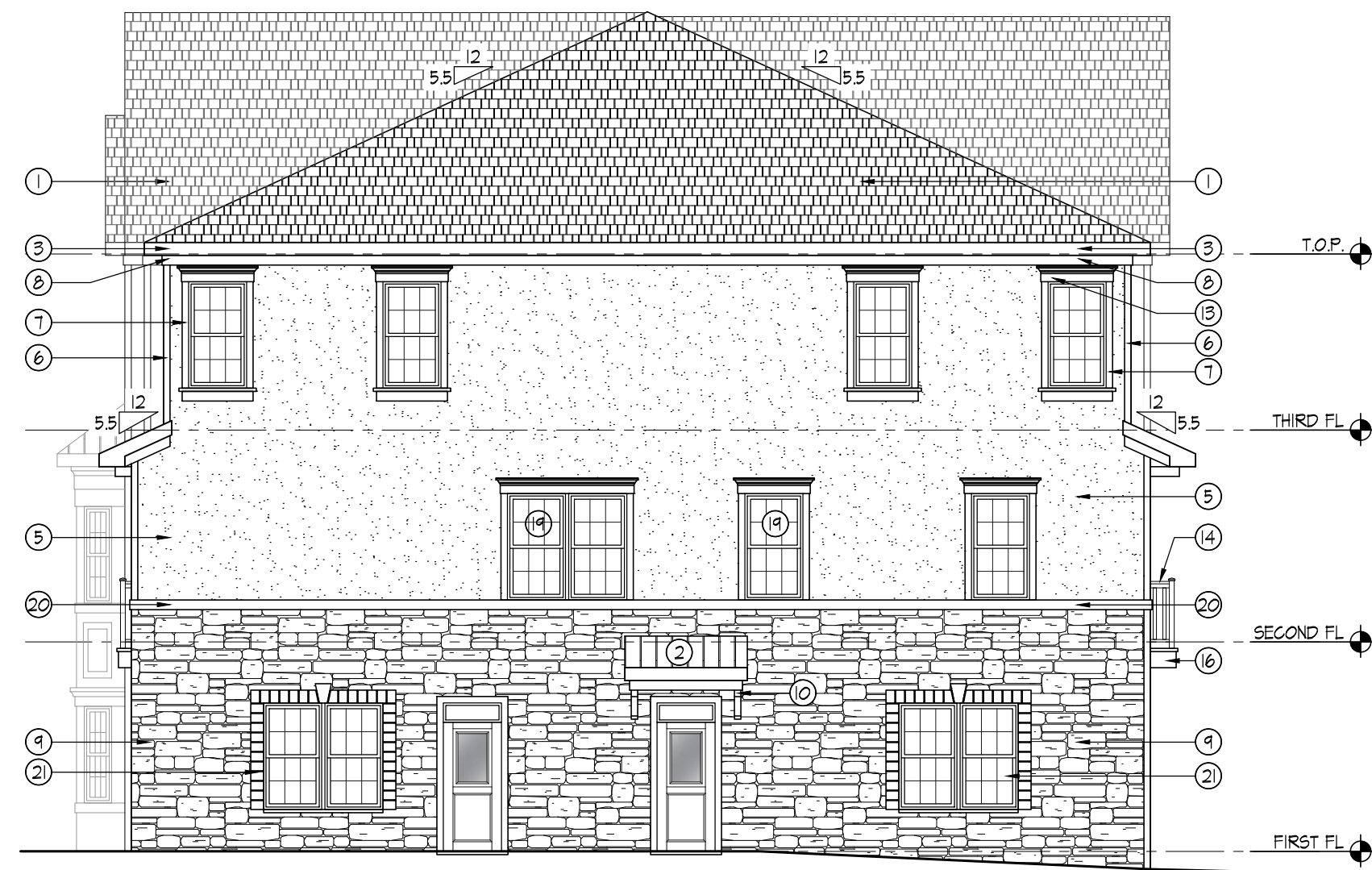




1 BUILDING 9 - FRONT ELEVATION  
SCALE: 1/8" = 1'-0"



2 BUILDING 9 - GARAGE ELEVATION  
SCALE: 1/8" = 1'-0"



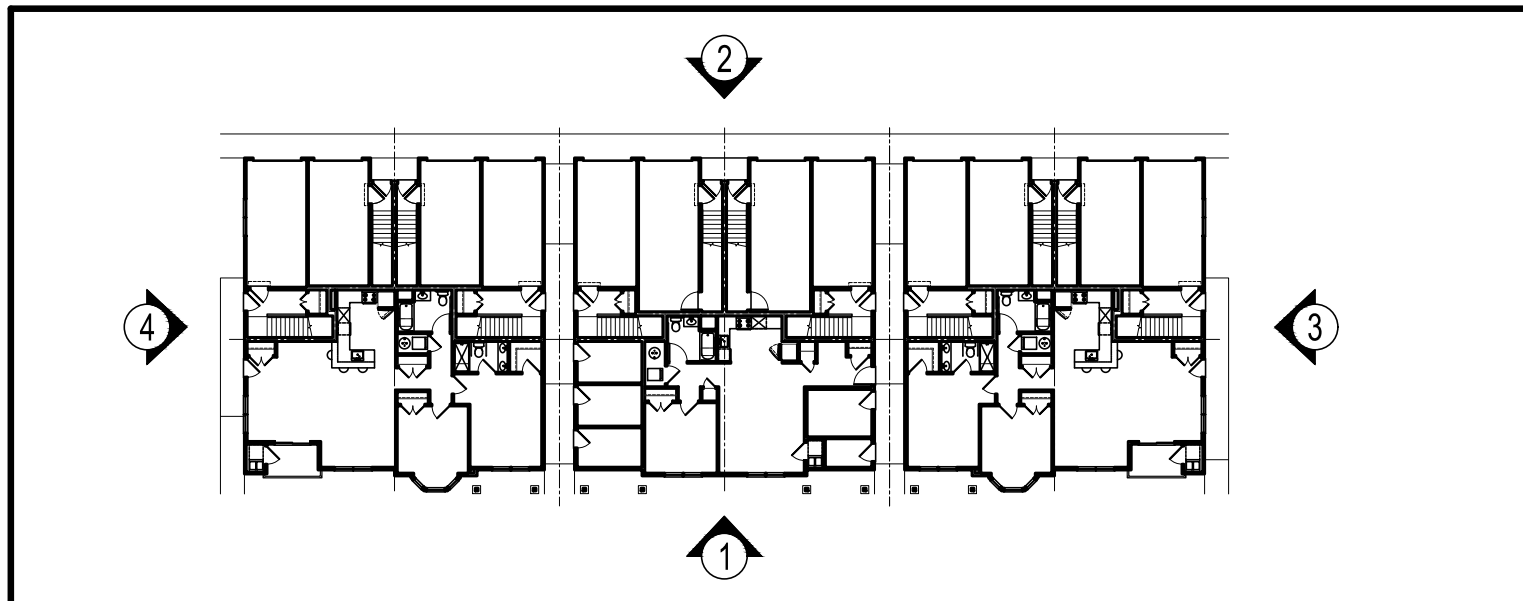
3 BUILDING 9 - SIDE ELEVATION  
SCALE: 1/8" = 1'-0"



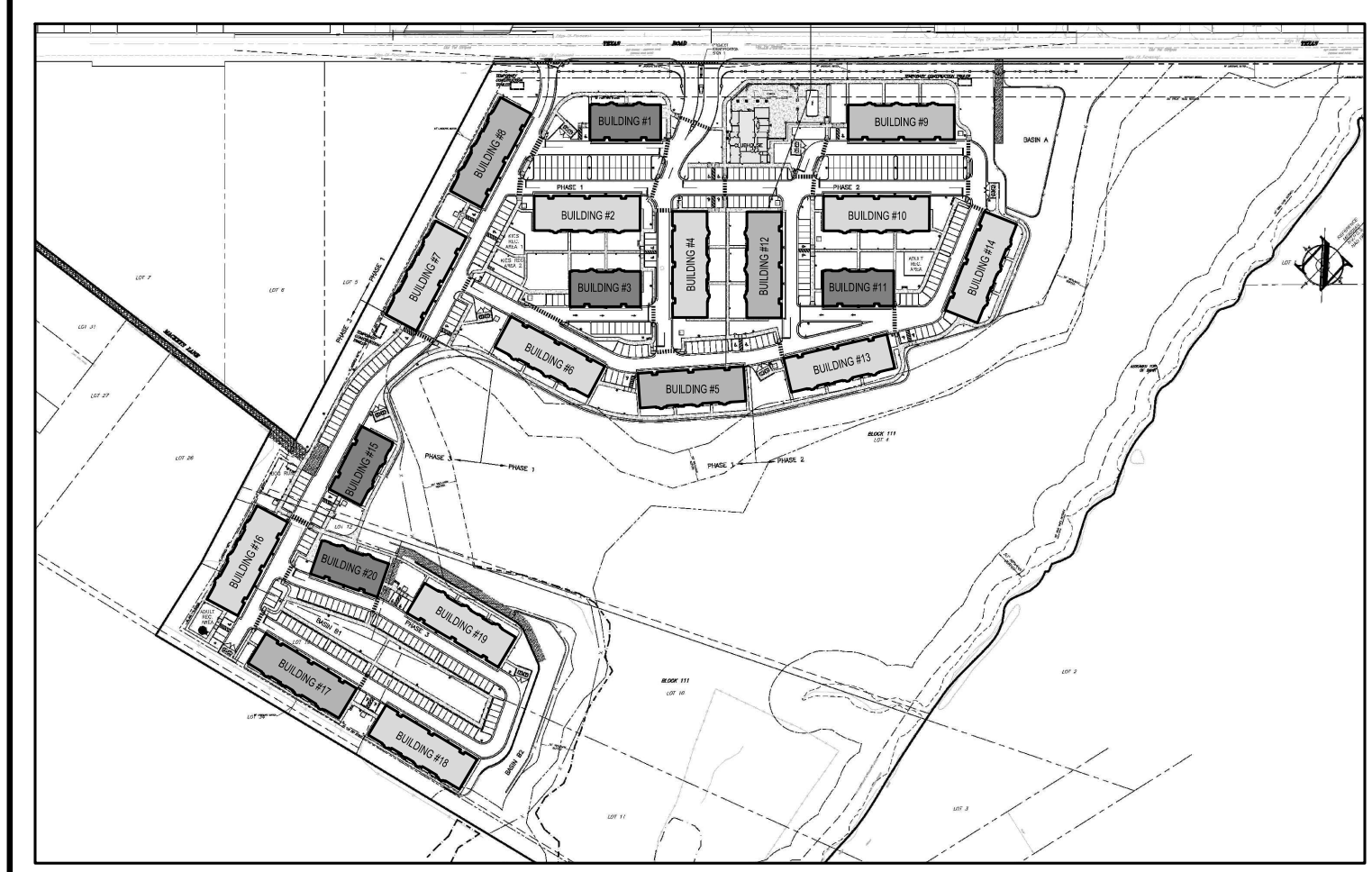
4 BUILDING 9 - SIDE ELEVATION  
SCALE: 1/8" = 1'-0"

ELEVATION MATERIALS LEGEND

- 1 TIMBERLINE ULTRA HD ROOF SHINGLES FASTENED OVER 15# BUILDING FELT FASTENED TO EXTERIOR GRADE PLYWOOD ROOF SHEATHING, OR EQUIVALENT. SEE STRUCTURAL DRAWINGS FOR SHEATHING REQUIREMENTS.
- 2 METAL STANDING ROOF. INSTALL AS PER MANUFACTURER'S SPECIFICATIONS AND REQ.
- 3 EAVE OVERHANGS WITH 8" PRE-FINISHED ALUMINUM WRAPPED FASCIA BOARDS. PROVIDE VENTED VINYL SOFFIT PANELS @ ALL EAVE OVERHANGS UNLESS NOTED OTHERWISE. INSTALL PRE-FINISHED SEAMLESS ALUMINUM GUTTERS AND DOWNSPOUTS. SEE ROOF PLAN TO COORDINATE ROOF PITCH AND DIMENSION OF EAVE OVERHANGS. PROVIDE VENTED VINYL PANELLING SOFFIT SYSTEM @ ALL ROOF OVERHANGS
- 4 8" PRE-FINISHED ALUMINUM WRAPPED RAKE BOARD. TYPICAL 12" PROJECTION UNLESS NOTED OTHERWISE
- 5 CEMENT-BOARD STUCCO. THIS SYSTEM SHALL BE ON TOP OF THE MOISTURE BARRIER. IT CONSISTS OF CEMENT BOARD, SELF-ADHERING MESH, ALPHA BASE COAT, REINFORCING MESH, ALPHA BASE COAT, FINISH COAT AND FLASHING (STARTER TRACK)
- 6 4" SYNTHETIC CORNER BOARD
- 7 4" SYNTHETIC CONTINUOUS TRIM BOARDS AROUND WINDOWS. 4" SYNTHETIC CONTINUOUS TRIM BOARDS AT SIDES OF DOORS AS SHOWN.
- 8 6" SYNTHETIC TRIM BOARDS UNDER FASCIA BOARDS OR GABLE RAKE BOARDS AS SHOWN
- 9 STONE VENEER TO BE SELECTED BY OWNER
- 10 NON-STRUCTURAL DECORATIVE SYNTHETIC BRACKETS
- 11 6" SYNTHETIC TRIM BOARD
- 12 HVAC GRILLE, COLOR AND FINISH BY OWNER
- 13 10" CROSSHEAD W/BOTTOM TRIM
- 14 MIN. 42" HIGH ALUMINUM RAILING AND BALUSTER SYSTEM W/ BALUSTERS SPACED SUCH THAT A 4" DIA. SPHERE SHALL NOT PASS THROUGH THEM. INSTALL PER MANUFACTURER'S REQUIREMENTS AND SPECIFICATIONS.
- 15 DECORATIVE SYNTHETIC LOUVER DECO ROUND W/DG TRIM & KEY
- 16 16" FYPON TRIM AROUND EDGE OF BALCONY OVERHANG
- 17 DECORATIVE SYNTHETIC PANELS AS REQUIRED
- 18 STRUCTURAL COLUMN W/ AZEK WRAP
- 19 TEMPERED GLAZING REQUIRED
- 20 STONE WATER TABLE
- 21 STONE SOLIDER COURSE AROUND WINDOWS AND OPENINGS WITH KEYSTONE



DIAGRAMMATIC KEY PLAN  
FOR REFERENCE ONLY - NOT TO SCALE



DIAGRAMMATIC KEY SITE PLAN  
FOR REFERENCE ONLY - NOT TO SCALE

**CPL** partnership  
planning  
architecture  
engineering  
surveying

CHESTER, PLOUSSAS, LISOWSKY PARTNERSHIP, LLC

95 MATAWAN ROAD  
SECOND FLOOR  
MATAWAN, NJ 07747  
P. 732.566.0297  
www.cplpartnership.com

STONERISE  
-LUXURY GARAGE APARTMENTS-  
TOWNSHIP OF MARLBORO NEW JERSEY  
MONMOUTH COUNTY

CERTIFICATE OF AUTHORIZATION -  
BOARD OF ENGINEERS & LAND SURVEYORS: 2A6A28159000  
BOARD OF ARCHITECTS: 21AC0006959000

RICHARD G. BUCHALSKI  
PROFESSIONAL LAND SURVEYOR  
PROFESSIONAL ENGINEER

MICHAEL PIKCI  
PROFESSIONAL ENGINEER  
PROFESSIONAL LAND SURVEYOR

ROBERT S. LARSEN  
REGISTERED ARCHITECT  
PROFESSIONAL PLANNER

JOSEPH M. DELUCA  
REGISTERED ARCHITECT  
PROFESSIONAL PLANNER

*Robert Larsen*  
ROBERT S. LARSEN  
REGISTERED ARCHITECT  
PROFESSIONAL PLANNER  
N.J. LIC. NO. 24A0018700  
N.J. LIC. NO. 21A0018400

DATE	REVISIONS
12-22-2020	ISSUED FOR FILING
04-29-2021	REVISED & REISSUED FOR FILING
07-01-2021	REVISED & REISSUED FOR FILING

ELEVATIONS	
TITLE NO.	17014
DATE:	3/10/2021
SCALE:	AS NOTED
DRAWN BY:	000/000/000
CHECKED BY:	JMD/RSL
DRAWING NO.	
SHEET NO.	





1 BUILDINGS 2, 4, 6, 7, 10, 13, 14, 16, 18 & 19 - FRONT ELEVATION  
SCALE: 1/8" = 1'-0"



2 BUILDINGS 2, 4, 6, 7, 10, 13, 14, 16, 18 & 19 - GARAGE ELEVATION  
SCALE: 1/8" = 1'-0"



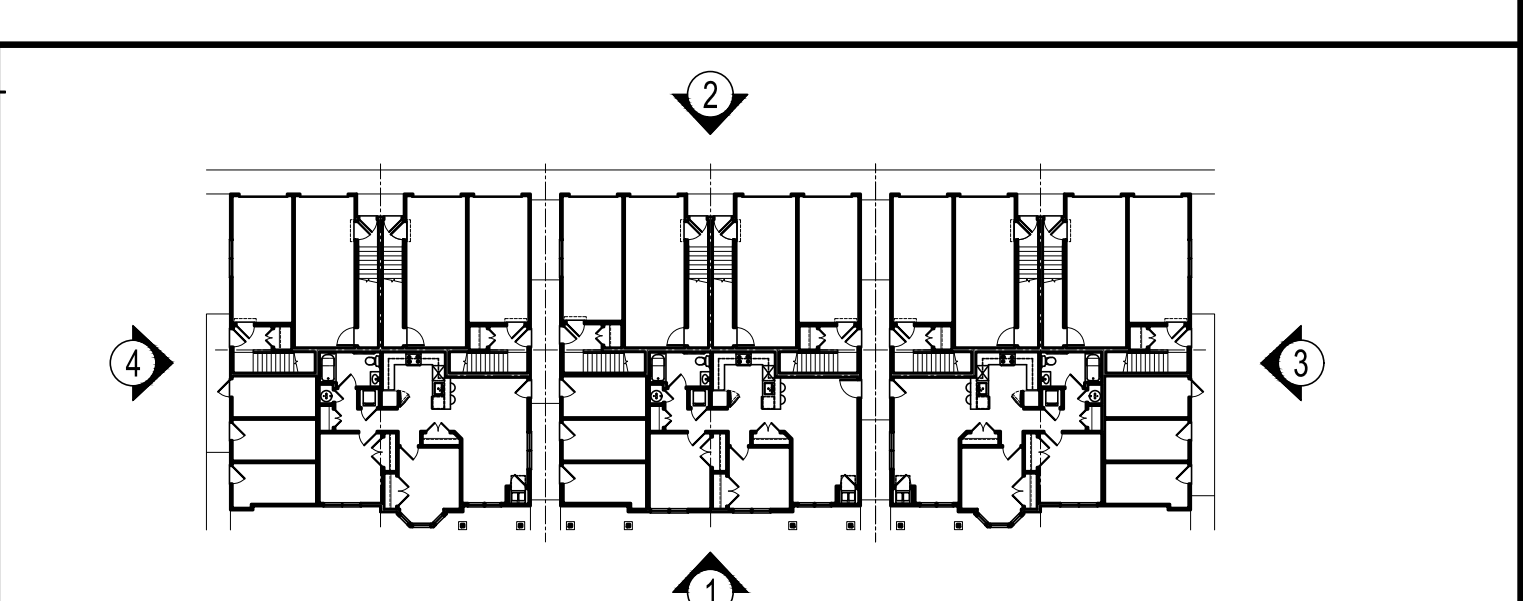
3 BUILDINGS 2, 4, 6, 7, 10, 13, 14, 16, 18 & 19 - SIDE ELEVATION  
SCALE: 1/8" = 1'-0"



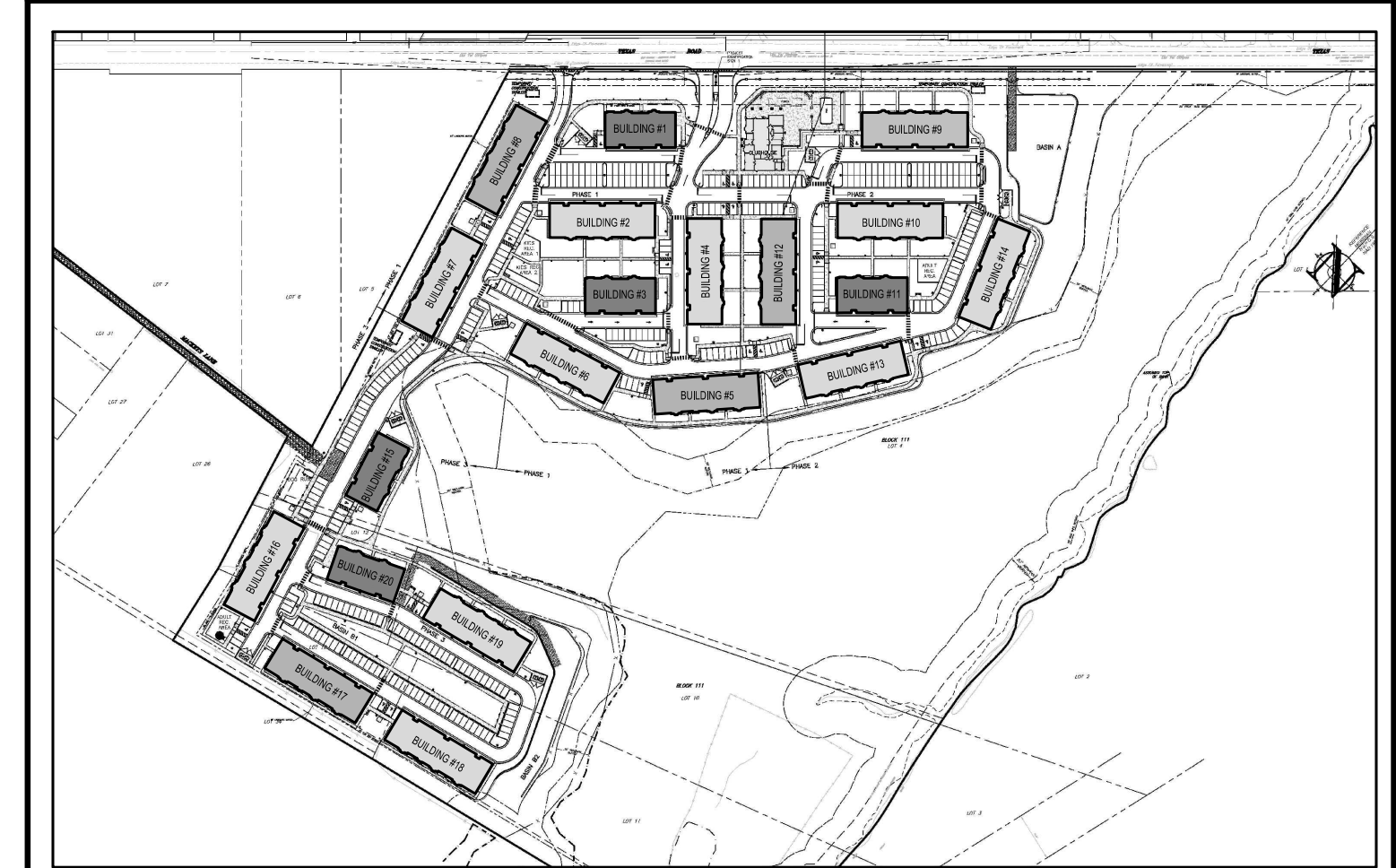
4 BUILDINGS 2, 4, 6, 7, 10, 13, 14, 16, 18 & 19 - SIDE ELEVATION  
SCALE: 1/8" = 1'-0"

ELEVATION MATERIALS LEGEND

- 1 TIMBERLINE ULTRA HD ROOF SHINGLES FASTENED OVER 15# BUILDING FELT FASTENED TO EXTERIOR GRADE PLYWOOD ROOF SHEATHING OR EQUIVALENT. SEE STRUCTURAL DRAWINGS FOR SHEATHING REQUIREMENTS.
- 2 METAL STANDING ROOF. INSTALL AS PER MANUFACTURER'S SPECIFICATIONS AND REQ.
- 3 EAVE OVERHANGS WITH 8" PRE-FINISHED ALUMINUM WRAPPED FASCIA BOARDS. PROVIDE VENTED VINYL SOFFIT PANELS @ ALL EAVE OVERHANGS UNLESS NOTED OTHERWISE. INSTALL PRE-FINISHED SEAMLESS ALUMINUM GUTTERS AND DOWNSPOUTS. SEE ROOF PLAN TO COORDINATE ROOF PITCH AND DIMENSION OF EAVE OVERHANGS. PROVIDE VENTED VINYL PANNELLING SOFFIT SYSTEM @ ALL ROOF OVERHANGS
- 4 8" PRE-FINISHED ALUMINUM WRAPPED RAKE BOARD. TYPICAL 12" PROJECTION UNLESS NOTED OTHERWISE
- 5 CEMENT-BOARD STUCCO. THIS SYSTEM SHALL BE ON TOP OF THE MOISTURE BARRIER. IT CONSISTS OF CEMENT BOARD, SELF-ADHERING MESH, ALPHA BASE COAT, REINFORCING MESH, ALPHA BASE COAT, FINISH COAT AND FLASHING (STARTER TRACK)
- 6 4" SYNTHETIC CORNER BOARD
- 7 4" SYNTHETIC CONTINUOUS TRIM BOARDS AROUND WINDOWS. 4" SYNTHETIC CONTINUOUS TRIM BOARDS AT SIDES OF DOORS AS SHOWN.
- 8 6" SYNTHETIC TRIM BOARDS UNDER FASCIA BOARDS OR GABLE RAKE BOARDS AS SHOWN
- 9 STONE VENEER TO BE SELECTED BY OWNER
- 10 NON-STRUCTURAL DECORATIVE SYNTHETIC BRACKETS
- 11 6" SYNTHETIC TRIM BOARD
- 12 HVAC GRILLE, COLOR AND FINISH BY OWNER
- 13 10" CROSSHEAD W/BOTTOM TRIM
- 14 MIN. 42" HIGH ALUMINUM RAILING AND BALUSTER SYSTEM W/ BALUSTERS SPACED SUCH THAT A 4" DIA. SPHERE SHALL NOT PASS THROUGH THEM. INSTALL PER MANUFACTURER'S REQUIREMENTS AND SPECIFICATIONS.
- 15 DECORATIVE SYNTHETIC LOUVER DECO ROUND W/DG TRIM & KEY
- 16 16" FYPON TRIM AROUND EDGE OF BALCONY OVERHANG
- 17 DECORATIVE SYNTHETIC PANELS AS REQUIRED
- 18 STRUCTURAL COLUMN W/ AZEK WRAP
- 19 TEMPERED GLAZING REQUIRED
- 20 STONE WATER TABLE
- 21 STONE SOLIDER COURSE AROUND WINDOWS AND OPENINGS WITH KEYSTONE



DIAGRAMMATIC KEY PLAN  
FOR REFERENCE ONLY - NOT TO SCALE



DIAGRAMMATIC KEY SITE PLAN  
FOR REFERENCE ONLY - NOT TO SCALE

**CPL** partnership  
planning  
architecture  
engineering  
surveying

CHESTER, PLOUSSAS, LISOWSKY  
PARTNERSHIP, LLC

95 MATAWAN ROAD  
SECOND FLOOR  
MATAWAN, NJ 07747  
P. 732.566.0297  
www.cplpartnership.com

STONERISE  
-LUXURY GARAGE APARTMENTS-  
TOWNSHIP OF MARLBORO NEW JERSEY  
MONMOUTH COUNTY

CERTIFICATE OF AUTHORIZATION -  
BOARD OF ENGINEERS & LAND SURVEYORS: 2A6A2815R000  
BOARD OF ARCHITECTS: 21AC0006959000

GREGORY PLOUSSAS  
PROFESSIONAL ENGINEER  
PROFESSIONAL LAND SURVEYOR  
PROFESSIONAL PLANNER

MICHAEL PIKCI  
PROFESSIONAL ENGINEER  
PROFESSIONAL LAND SURVEYOR  
PROFESSIONAL PLANNER

ROBERT S. LARSEN  
REGISTERED ARCHITECT  
PROFESSIONAL PLANNER

RICHARD G. BUCHALSKI  
PROFESSIONAL ENGINEER  
PROFESSIONAL LAND SURVEYOR  
PROFESSIONAL PLANNER

JOSEPH M. DELUCA  
REGISTERED ARCHITECT  
PROFESSIONAL PLANNER

*Robert Larsen*  
ROBERT S. LARSEN  
REGISTERED ARCHITECT  
PROFESSIONAL PLANNER  
N.J. LIC. NO. 24A0018700  
N.J. LIC. NO. 21A0018400

DATE	REVISIONS
12-22-2020	ISSUED FOR FILING
04-29-2021	REVISED & REISSUED FOR FILING
07-01-2021	REVISED & REISSUED FOR FILING

ELEVATIONS	
TITLE NO.	17014
DATE:	3/10/2021
SCALE:	AS NOTED
DRAWN BY:	000/000/000
CHECKED BY:	JMD/RSL
DRAWING NO.	
SHEET NO.	

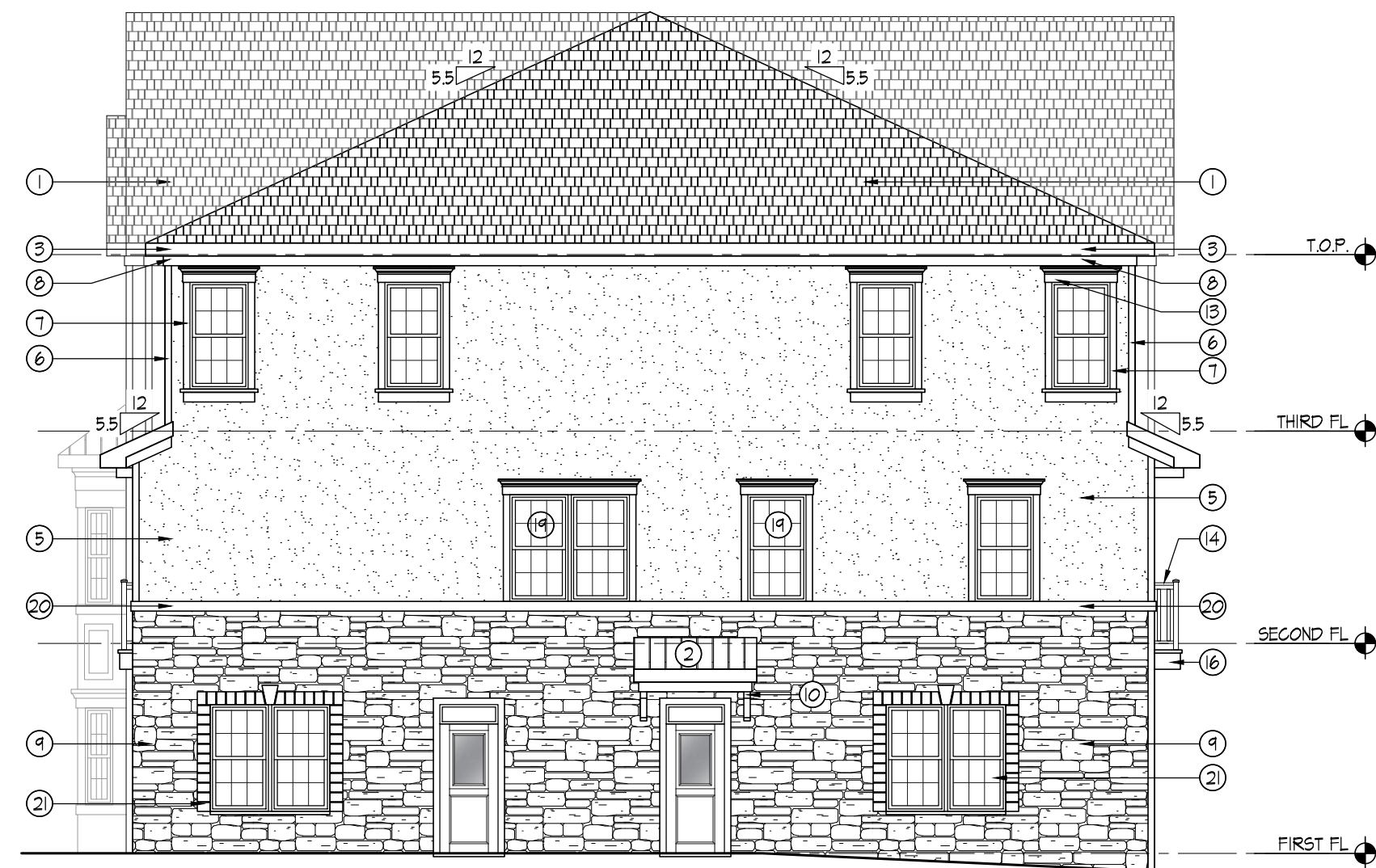




1 BUILDINGS 5, 8, 12 & 17 - FRONT ELEVATION  
SCALE: 1/8" = 1'-0"



2 BUILDINGS 5, 8, 12 & 17 - GARAGE ELEVATION  
SCALE: 1/8" = 1'-0"



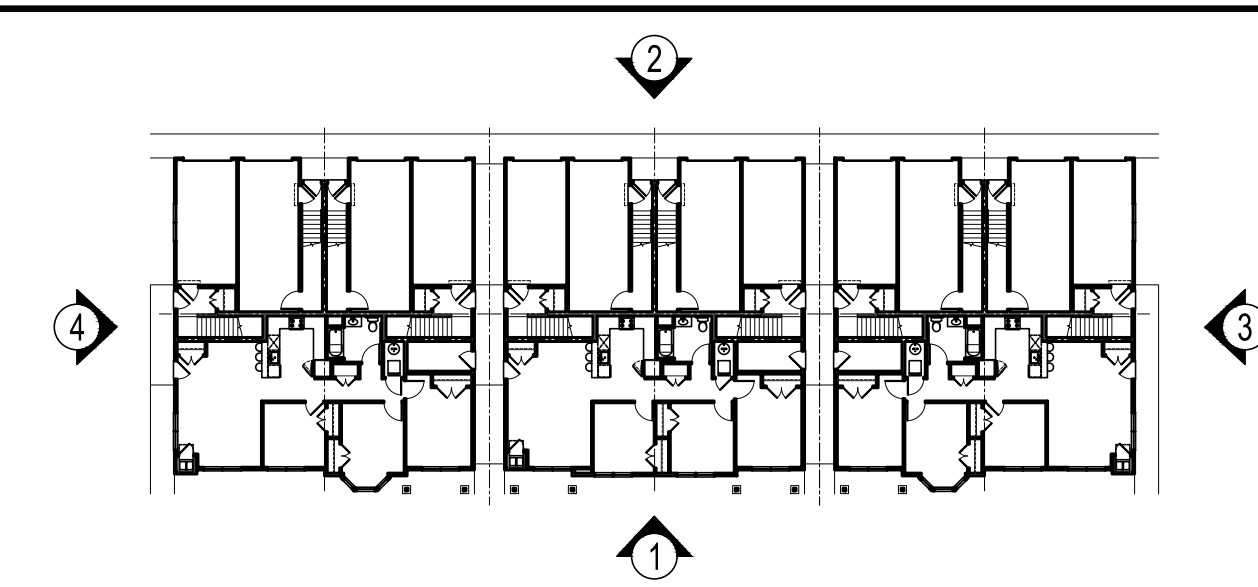
3 BUILDINGS 5, 8, 12 & 17 - SIDE ELEVATION  
SCALE: 1/8" = 1'-0"



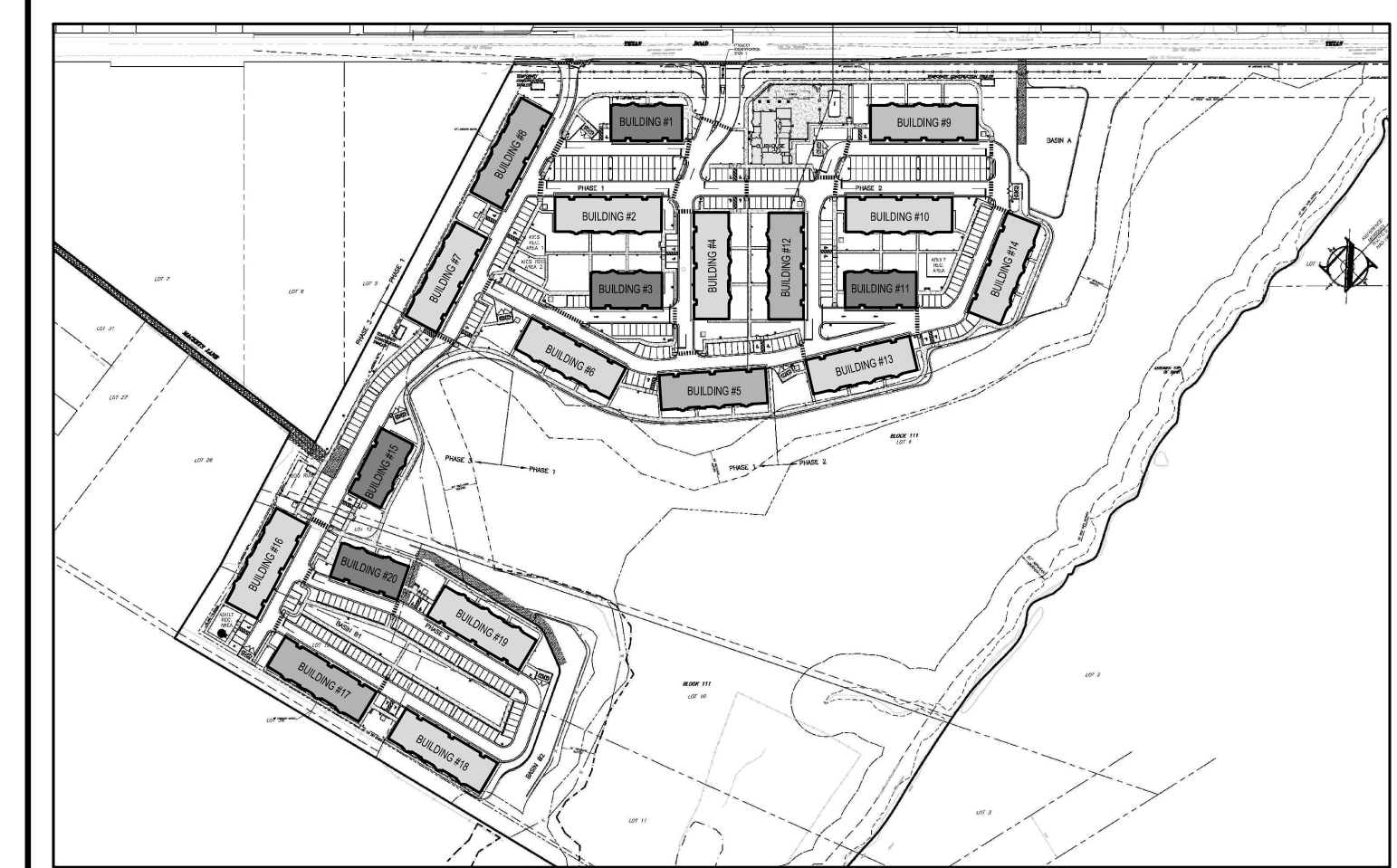
4 BUILDINGS 5, 8, 12 & 17 - SIDE ELEVATION  
SCALE: 1/8" = 1'-0"

ELEVATION MATERIALS LEGEND

- ① TIMBERLINE ULTRA HD ROOF SHINGLES FASTENED OVER 15# BUILDING FELT FASTENED TO EXTERIOR GRADE PLYWOOD ROOF SHEATHING, OR EQUIVALENT. SEE STRUCTURAL DRAWINGS FOR SHEATHING REQUIREMENTS.
- ② METAL STANDING ROOF. INSTALL AS PER MANUFACTURER'S SPECIFICATIONS AND REQ.
- ③ EAVE OVERHANGS WITH 8" PRE-FINISHED ALUMINUM WRAPPED FASCIA BOARDS. PROVIDE VENTED VINYL SOFFIT PANELS @ ALL EAVE OVERHANGS UNLESS NOTED OTHERWISE. INSTALL PRE-FINISHED SEAMLESS ALUMINUM GUTTERS AND DOWNSPOUTS. SEE ROOF PLAN TO COORDINATE ROOF PITCH AND DIMENSION OF EAVE OVERHANGS. PROVIDE VENTED VINYL PANNELLING SOFFIT SYSTEM @ ALL ROOF OVERHANGS
- ④ 8" PRE-FINISHED ALUMINUM WRAPPED RAKE BOARD. TYPICAL 12" PROJECTION UNLESS NOTED OTHERWISE
- ⑤ CEMENT-BOARD STUCCO. THIS SYSTEM SHALL BE ON TOP OF THE MOISTURE BARRIER. IT CONSISTS OF CEMENT BOARD, SELF-ADHERING MESH, ALPHA BASE COAT, REINFORCING MESH, ALPHA BASE COAT, FINISH COAT AND FLASHING (STARTER TRACK)
- ⑥ 4" SYNTHETIC CORNER BOARD
- ⑦ 4" SYNTHETIC CONTINUOUS TRIM BOARDS AROUND WINDOWS. 4" SYNTHETIC CONTINUOUS TRIM BOARDS AT SIDES OF DOORS AS SHOWN.
- ⑧ 6" SYNTHETIC TRIM BOARDS UNDER FASCIA BOARDS OR GABLE RAKE BOARDS AS SHOWN
- ⑨ STONE VENEER TO BE SELECTED BY OWNER
- ⑩ NON-STRUCTURAL DECORATIVE SYNTHETIC BRACKETS
- ⑪ 6" SYNTHETIC TRIM BOARD
- ⑫ HVAC GRILLE, COLOR AND FINISH BY OWNER
- ⑬ 10" CROSSHEAD W/BOTTOM TRIM
- ⑭ MIN. 42" HIGH ALUMINUM RAILING AND BALUSTER SYSTEM W/ BALUSTERS SPACED SUCH THAT A 4" DIA. SPHERE SHALL NOT PASS THROUGH THEM. INSTALL PER MANUFACTURER'S REQUIREMENTS AND SPECIFICATIONS.
- ⑮ DECORATIVE SYNTHETIC LOUVER DECO ROUND W/DG TRIM & KEY
- ⑯ 16" FYPON TRIM AROUND EDGE OF BALCONY OVERHANG
- ⑰ DECORATIVE SYNTHETIC PANELS AS REQUIRED
- ⑱ STRUCTURAL COLUMN W/ AZEK WRAP
- ⑲ TEMPERED GLAZING REQUIRED
- ⑳ STONE WATER TABLE
- ㉑ STONE SOLIDER COURSE AROUND WINDOWS AND OPENINGS WITH KEYSTONE



DIAGRAMMATIC KEY PLAN  
FOR REFERENCE ONLY - NOT TO SCALE



DIAGRAMMATIC KEY SITE PLAN  
FOR REFERENCE ONLY - NOT TO SCALE

**CPL** partnership  
planning  
architecture  
engineering  
surveying

CHESTER, PLOUSSAS, LISOWSKY PARTNERSHIP, LLC

95 MATAWAN ROAD  
SECOND FLOOR  
MATAWAN, NJ 07747  
P. 732.566.0297  
www.cplpartnership.com

STONERISE  
-LUXURY GARAGE APARTMENTS-  
TOWNSHIP OF MARLBORO NEW JERSEY  
MONMOUTH COUNTY

CERTIFICATE OF AUTHORIZATION -  
BOARD OF ENGINEERS & LAND SURVEYORS: 2A6A28159000  
BOARD OF ARCHITECTS: 21AC0006959000

RICHARD G. BUCHALSKI  
PROFESSIONAL ENGINEER  
PROFESSIONAL LAND SURVEYOR

JOSEPH M. DELUCA  
PROFESSIONAL ENGINEER

ROBERT S. LARSEN  
REGISTERED ARCHITECT  
PROFESSIONAL PLANNER

*Robert Larsen*  
ROBERT S. LARSEN  
REGISTERED ARCHITECT  
PROFESSIONAL PLANNER  
N.J. LIC. NO. 35A0081400

DATE	REVISIONS
12-22-2020	ISSUED FOR FILING
04-29-2021	REVISED & REISSUED FOR FILING
07-01-2021	REVISED & REISSUED FOR FILING

ELEVATIONS	
TITLE NO.	17014
DATE:	3/10/2021
SCALE:	AS NOTED
DRAWN BY:	000/000/000
CHECKED BY:	JMD/RSL
DRAWING NO.	
SHEET NO.	



**STONERISE**  
-LUXURY GARAGE APARTMENTS-  
TOWNSHIP OF MARLBORO NEW JERSEY  
MONMOUTH COUNTY

CERTIFICATES OF AUTHORIZATION -  
BOARD OF ENGINEERS & LAND SURVEYORS: 2A6A28159000  
BOARD OF ARCHITECTS: 21AC000695000

GREGORY PLOUSSAS  
PROFESSIONAL ENGINEER  
PROFESSIONAL LAND SURVEYOR

MICHAEL PICCI  
PROFESSIONAL ENGINEER  
PROFESSIONAL LAND SURVEYOR

RICHARD G. RICHALSKI  
PROFESSIONAL LAND SURVEYOR  
PROFESSIONAL ENGINEER

ROBERT S. LARSEN  
REGISTERED ARCHITECT  
PROFESSIONAL PLANNER

JOSEPH M. DELUCA  
REGISTERED ARCHITECT  
PROFESSIONAL PLANNER

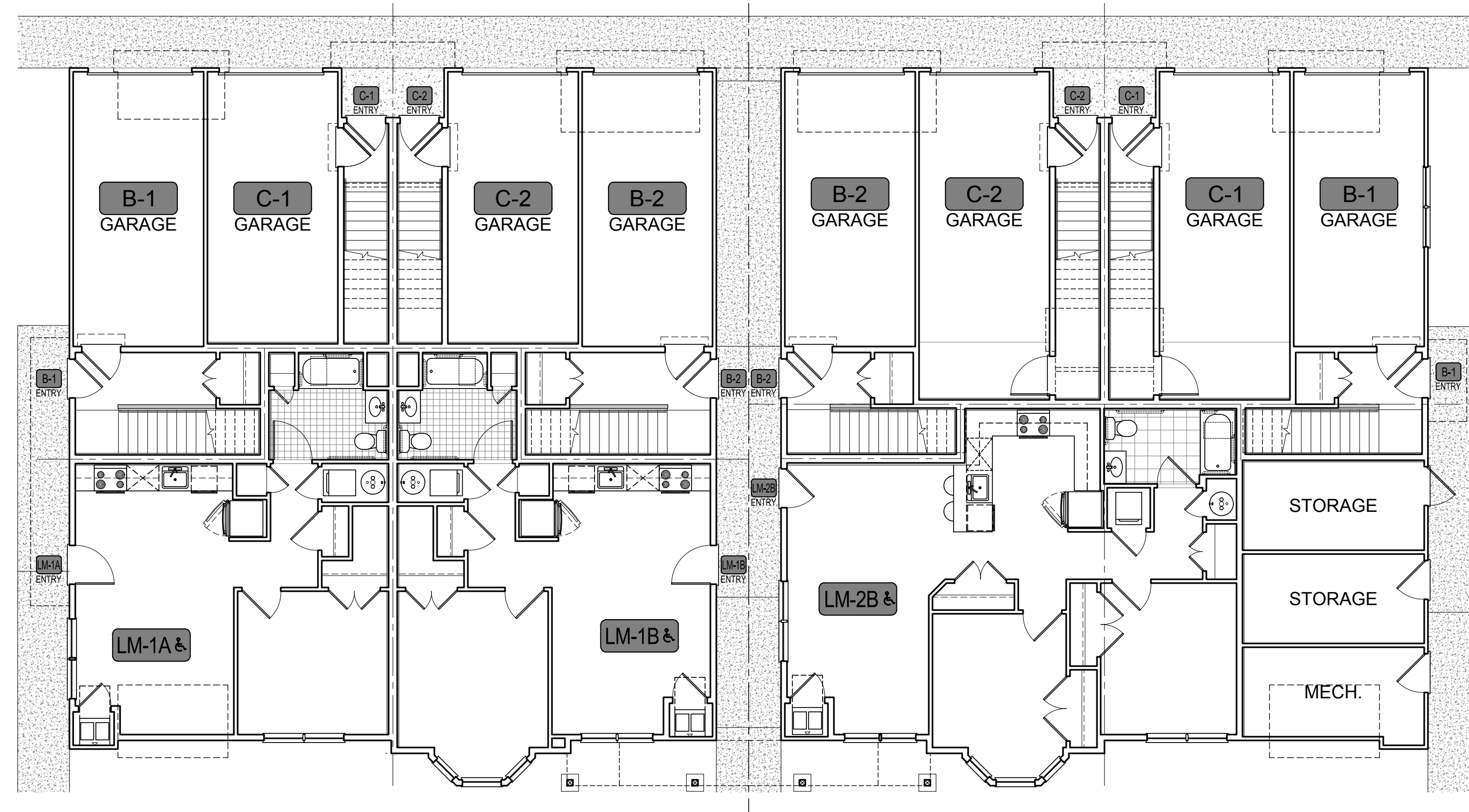
*Robert Larsen*  
**ROBERT S. LARSEN**  
REGISTERED ARCHITECT  
PROFESSIONAL PLANNER  
N.J. LIC. NO. 33A0091700

DATE	REVISIONS
12-22-2020	ISSUED FOR FILING
04-29-2021	REVISED & REISSUED FOR FILING
07-01-2021	REVISED & REISSUED FOR FILING

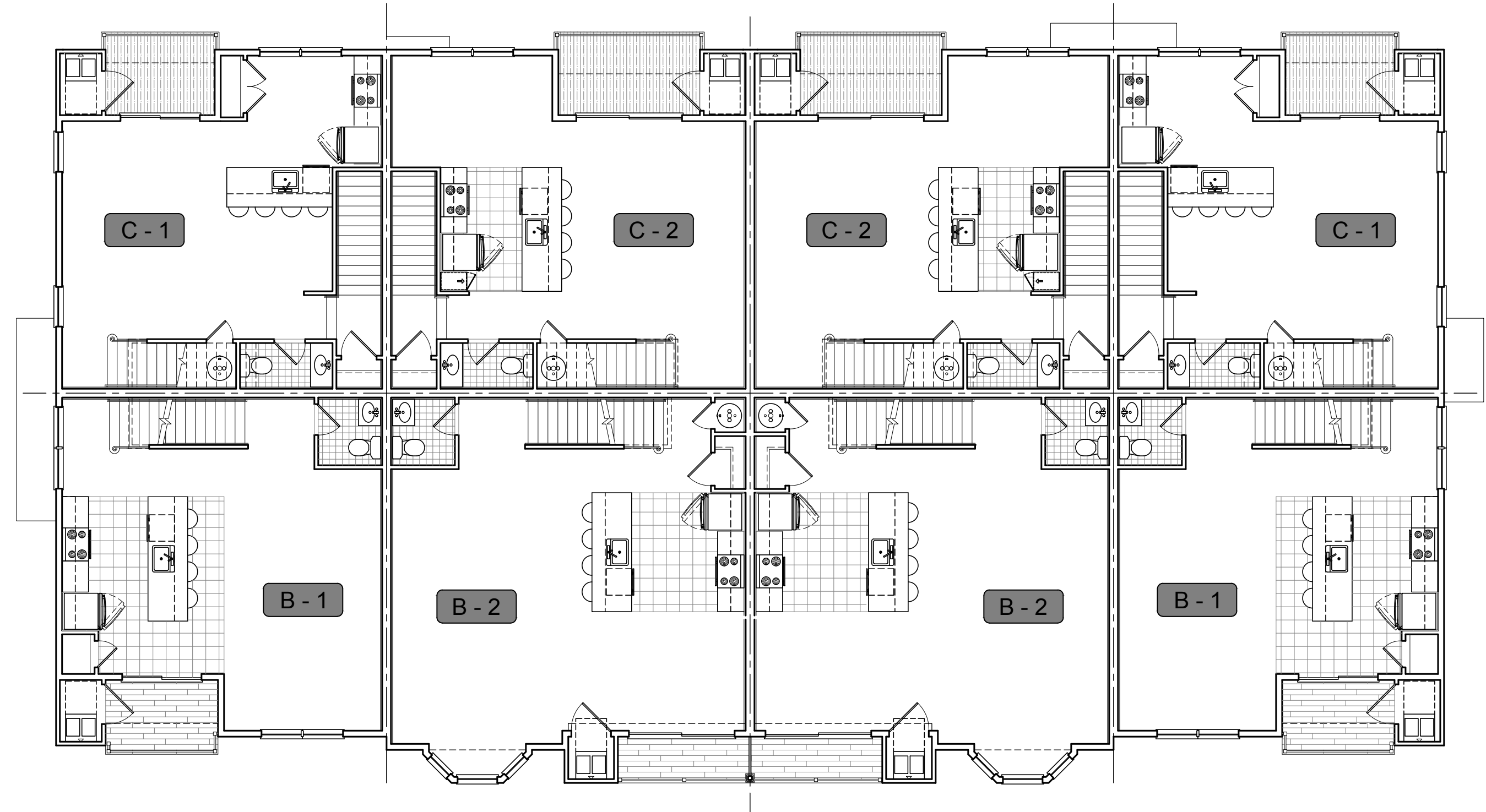
**BLDG 1, 3, 11, 15 & 20**  
**FIRST & SECOND**  
**FLOOR PLANS**

FILE NO.	17014
DATE:	3/10/2021
SCALE:	AS NOTED
DRAWN BY:	000/000/000
CHECKED BY:	JMD/RSL
DRAWING NO.	17014_A100
SHEET NO.	

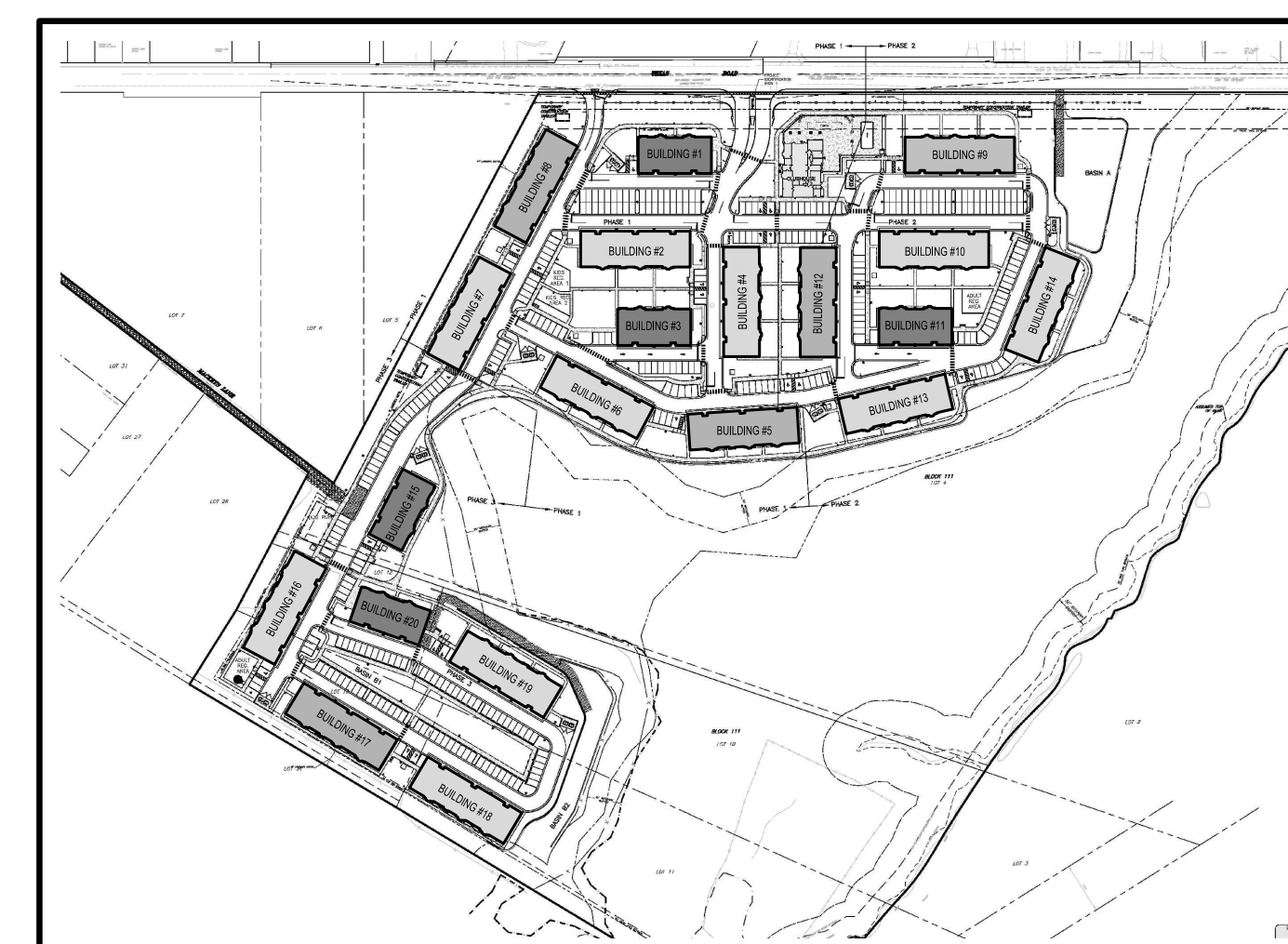
**A100**



**1 BUILDINGS 1, 3, 11, 15 & 20 - FIRST FLOOR**  
SCALE: 1/8" = 1'-0"



**2 BUILDINGS 1, 3, 11, 15 & 20 - SECOND FLOOR**  
SCALE: 1/8" = 1'-0"



**DIAGRAMMATIC KEY SITE PLAN**  
FOR REFERENCE ONLY - NOT TO SCALE







**STONERISE**  
-LUXURY GARAGE APARTMENTS-  
TOWNSHIP OF MARLBORO NEW JERSEY  
MONMOUTH COUNTY

CERTIFICATES OF AUTHORIZATION -  
BOARD OF ENGINEERS & LAND SURVEYORS: 24GA2815900  
BOARD OF ARCHITECTS: 21AC000695000

GREGORY PLOUSSAS  
PROFESSIONAL ENGINEER  
PROFESSIONAL LAND SURVEYOR

MICHAEL PICCI  
PROFESSIONAL ENGINEER  
PROFESSIONAL LAND SURVEYOR

ROBERT S. LARSEN  
PROFESSIONAL ENGINEER  
PROFESSIONAL LAND SURVEYOR

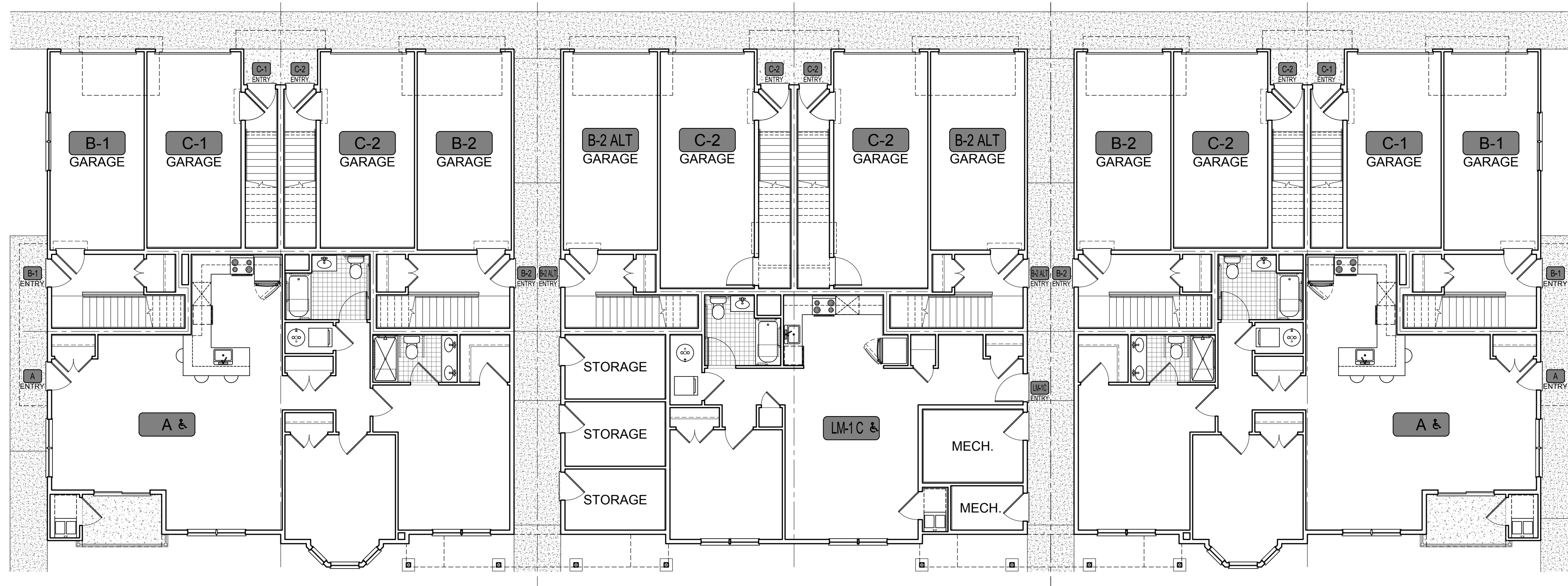
RICHARD G. RICHALSKI  
PROFESSIONAL ENGINEER  
PROFESSIONAL LAND SURVEYOR

JOSEPH M. DELUCA  
PROFESSIONAL ARCHITECT

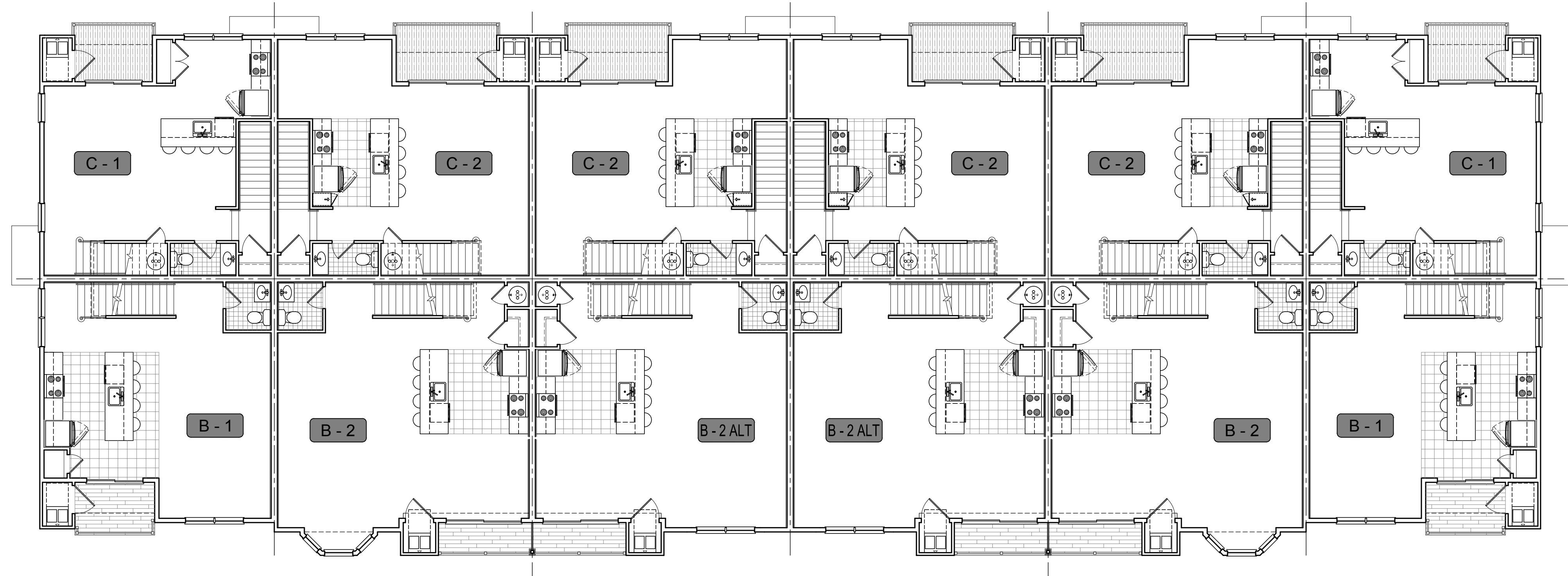
*Robert Larsen*  
**ROBERT S. LARSEN**  
REGISTERED ARCHITECT  
N.J. LIC. NO. 333081540  
PROFESSIONAL ARCHITECT

DATE	REVISIONS
12-22-2020	ISSUED FOR FILING
04-29-2021	REVISED & REISSUED FOR FILING
07-01-2021	REVISED & REISSUED FOR FILING

<b>BUILDING 9 FIRST &amp; SECOND FLOOR PLANS</b>	
FILE NO.	17014
DATE:	3/10/2021
SCALE:	AS NOTED
DRAWN BY:	000/000/000
CHECKED BY:	JMD/RSL
DRAWING NO.	17014_A102
SHEET NO.	

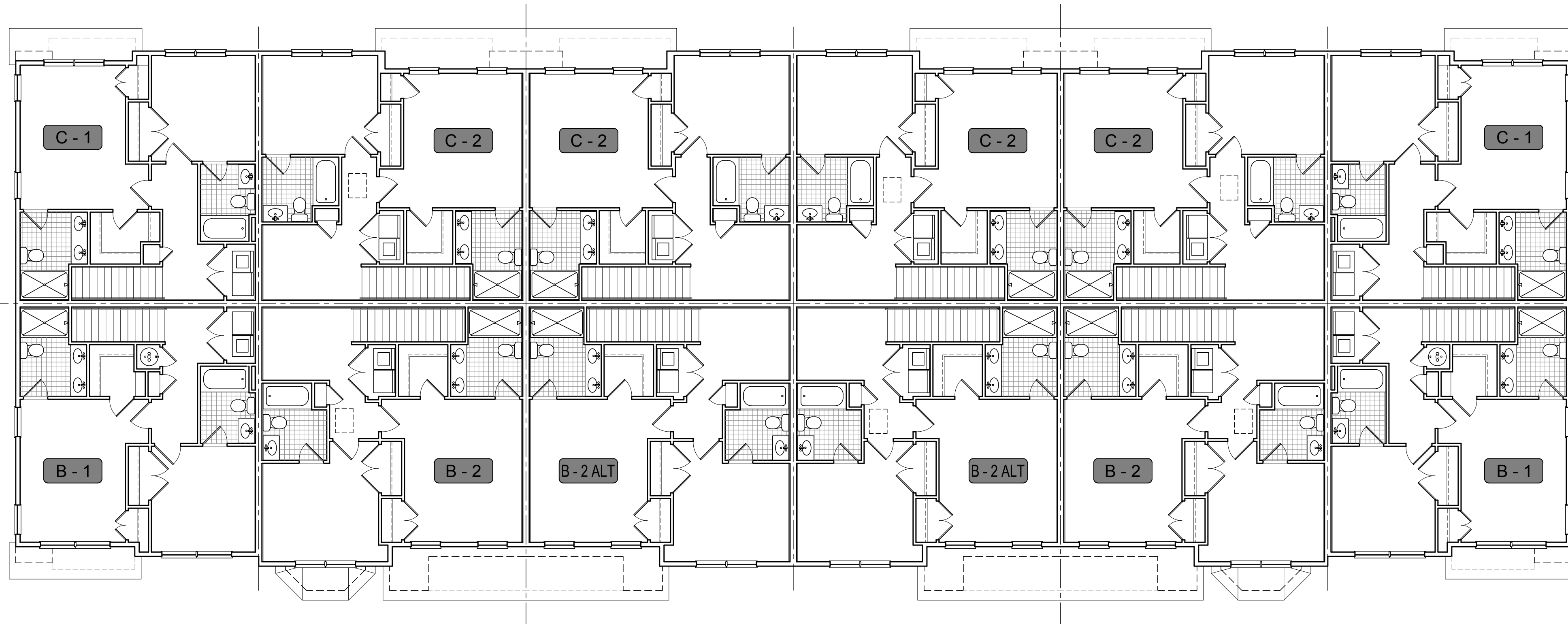


**1 BUILDING 9 - FIRST FLOOR**  
SCALE: 1/8" = 1'-0"

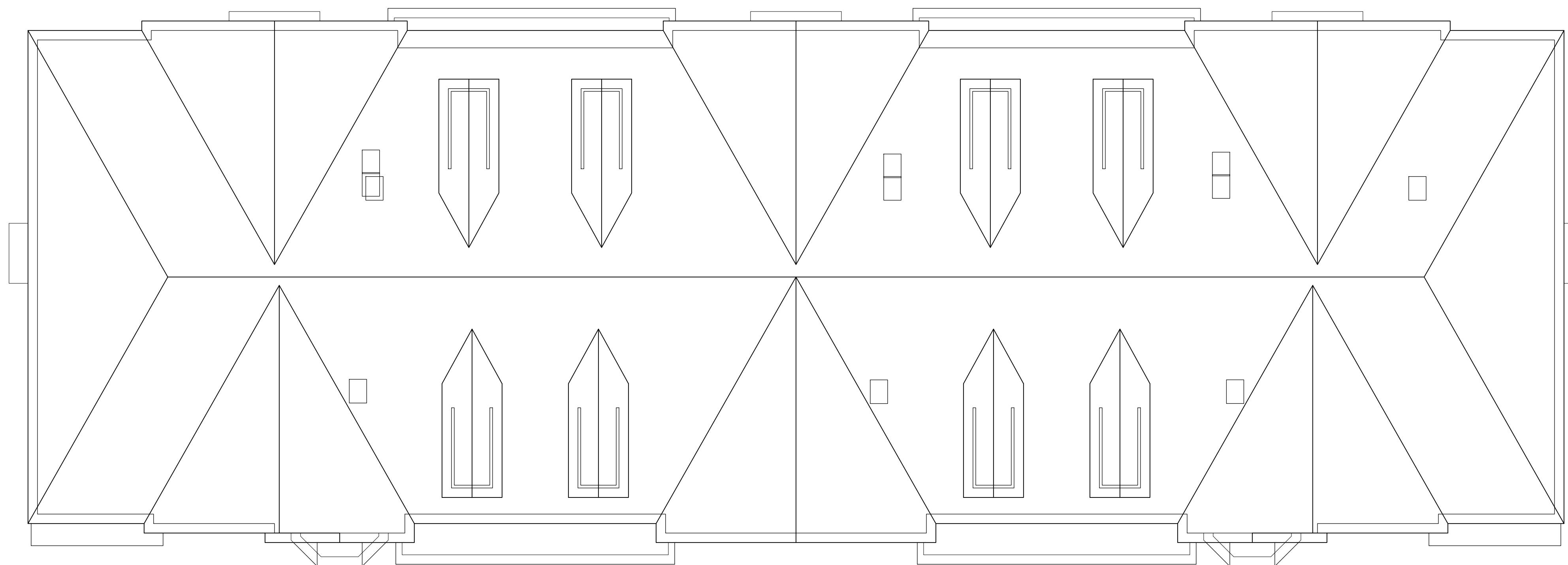


**2 BUILDING 9 - SECOND FLOOR**  
SCALE: 1/8" = 1'-0"





1 BUILDING 9 - THIRD FLOOR  
SCALE: 1/8" = 1'-0"



2 BUILDING 9 - ROOF  
SCALE: 1/8" = 1'-0"

© COPYRIGHT 2020 CHESTER, PLOUSSAS, LISOWSKY, PARTNERSHIP, LLC



planning  
architecture  
engineering  
surveying

CHESTER, PLOUSSAS, LISOWSKY  
PARTNERSHIP, LLC

95 MATAWAN ROAD  
SECOND FLOOR  
MATAWAN, NJ 07747  
P. 732.566.0237  
www.cplpartnership.com

**STONERISE**  
-LUXURY GARAGE APARTMENTS-  
TOWNSHIP OF MARLBORO NEW JERSEY  
MONMOUTH COUNTY  
CERTIFICATES OF AUTHORIZATION -  
BOARD OF ENGINEERS & LAND SURVEYORS: 24GA28159000  
BOARD OF ARCHITECTS: 21AC0006959000

GREGORY PLOUSSAS  
PROFESSIONAL ENGINEER  
PROFESSIONAL LAND SURVEYOR  
PROFESSIONAL ARCHITECT

MICHAEL PICCI  
PROFESSIONAL ENGINEER  
PROFESSIONAL LAND SURVEYOR  
PROFESSIONAL ARCHITECT

ROBERT S. LARSEN  
PROFESSIONAL ENGINEER  
PROFESSIONAL LAND SURVEYOR  
PROFESSIONAL ARCHITECT

RICHARD G. RICHALSKI  
PROFESSIONAL ENGINEER  
PROFESSIONAL LAND SURVEYOR  
PROFESSIONAL ARCHITECT

JOSEPH M. DELUCA  
PROFESSIONAL ENGINEER  
PROFESSIONAL LAND SURVEYOR  
PROFESSIONAL ARCHITECT

*Robert Larsen*  
ROBERT S. LARSEN  
PROFESSIONAL ENGINEER  
PROFESSIONAL LAND SURVEYOR  
PROFESSIONAL ARCHITECT  
N.J. LIC. NO. 24A0491700  
N.J. LIC. NO. 23A0051400

DATE	REVISIONS
12-22-2020	ISSUED FOR FILING
04-29-2021	REVISED & REISSUED FOR FILING
07-01-2021	REVISED & REISSUED FOR FILING

BUILDING 9  
THIRD FLOOR & ROOF  
PLANS

FILE NO:	17014
DATE:	3/10/2021
SCALE:	AS NOTED
DRAWN BY:	000/000/000
CHECKED BY:	JMD/RSL
DRAWING NO:	17014_A103
SHEET NO:	

**A103**







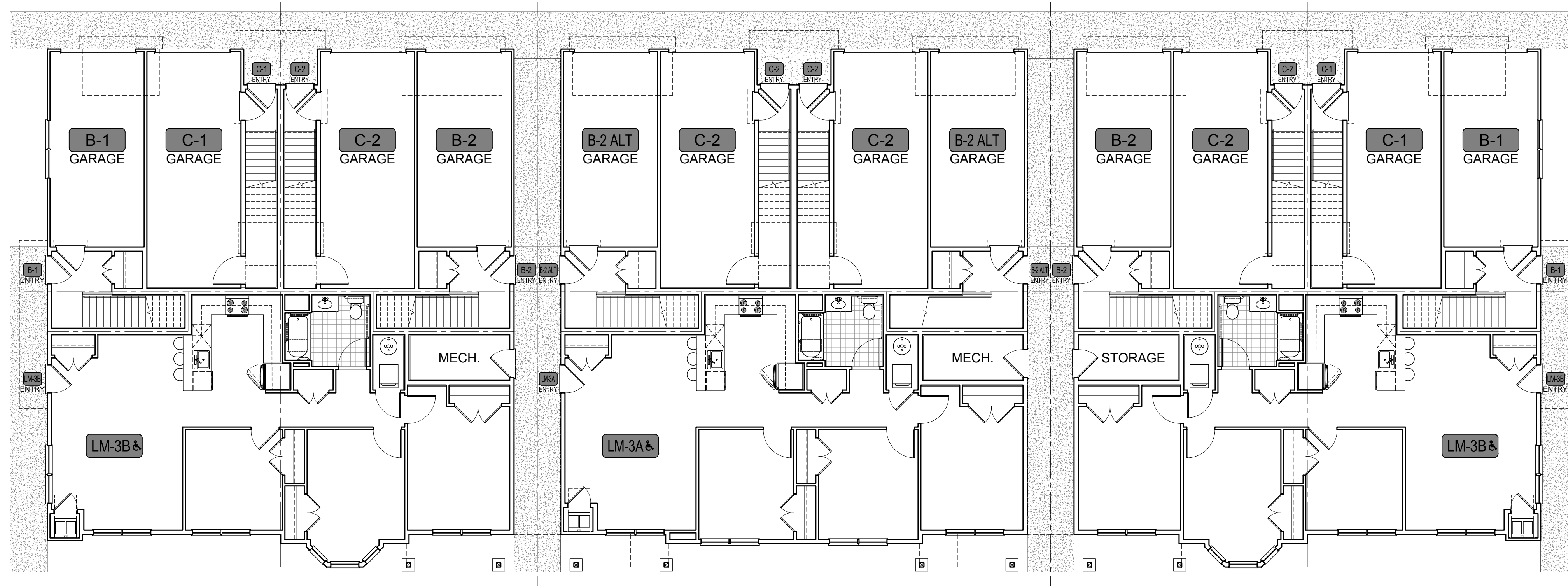




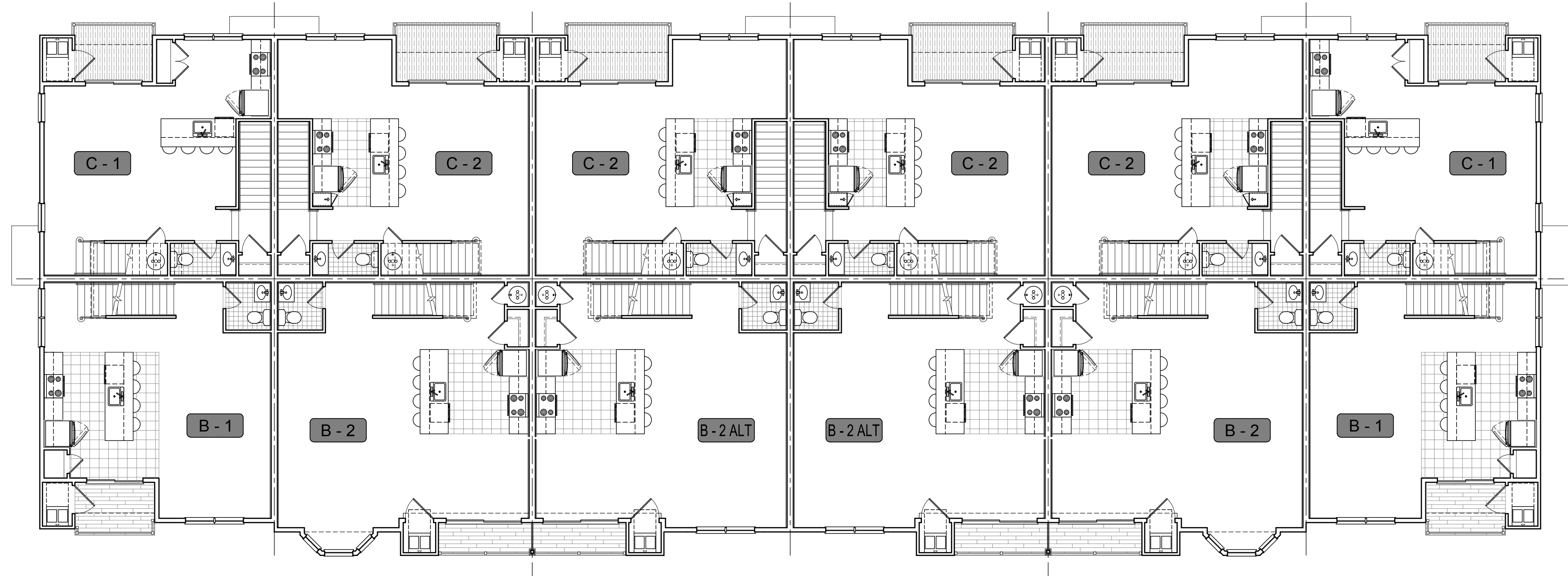
DATE	REVISIONS
12-22-2020	ISSUED FOR FILING
04-29-2021	REVISED & REISSUED FOR FILING
07-01-2021	REVISED & REISSUED FOR FILING

BLDG 5, 8, 12 & 17  
FIRST & SECOND  
FLOOR PLANS

FILE NO.	17014
DATE:	3/10/2021
SCALE:	AS NOTED
DRAWN BY:	000/000/000
CHECKED BY:	JMD/RSJ
DRAWING NO.	17032_A106
SHEET NO.	



**1** BUILDINGS 5, 8, 12 & 17 - FIRST FLOOR  
SCALE: 1/8" = 1'-0"



**2** BUILDINGS 5, 8, 12 & 17 - SECOND FLOOR  
SCALE: 1/8" = 1'-0"







**STONERISE**  
-LUXURY GARAGE APARTMENTS-  
TOWNSHIP OF MARLBORO  
MONMOUTH COUNTY NEW JERSEY

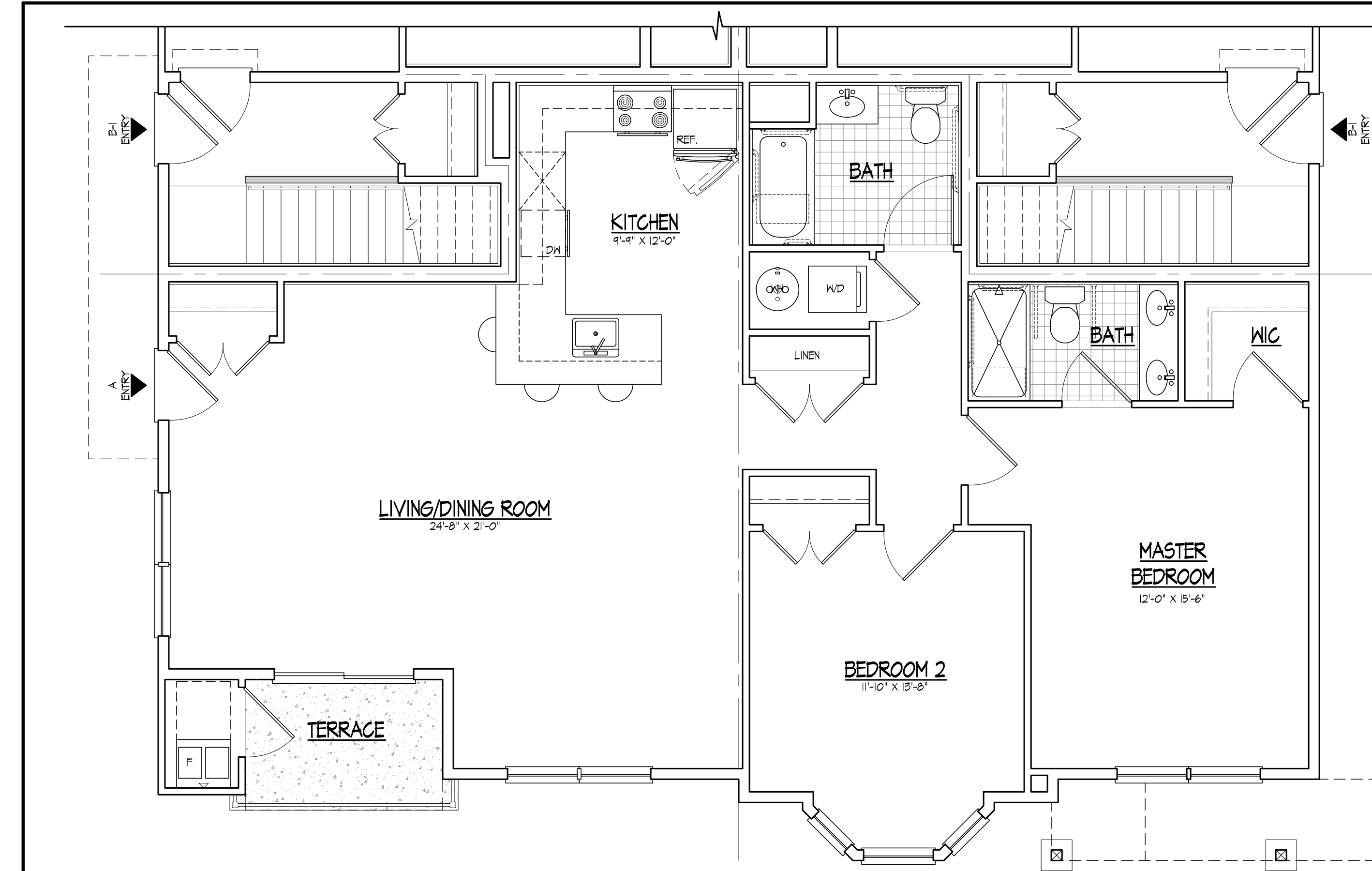
CERTIFICATES OF AUTHORIZATION -  
BOARD OF ENGINEERS & LAND SURVEYORS: 24GA2815900  
BOARD OF ARCHITECTS: 21AC000695900

GREGORY PLOUSSAS MICHAEL PICCI  
PROFESSIONAL ENGINEER PROFESSIONAL ENGINEER  
PROFESSIONAL LAND SURVEYOR PROFESSIONAL LAND SURVEYOR  
ROBERT S. LARSEN JOSEPH M. DELUCA  
REGISTERED ARCHITECT REGISTERED ARCHITECT  
PROFESSIONAL PLANNER PROFESSIONAL PLANNER

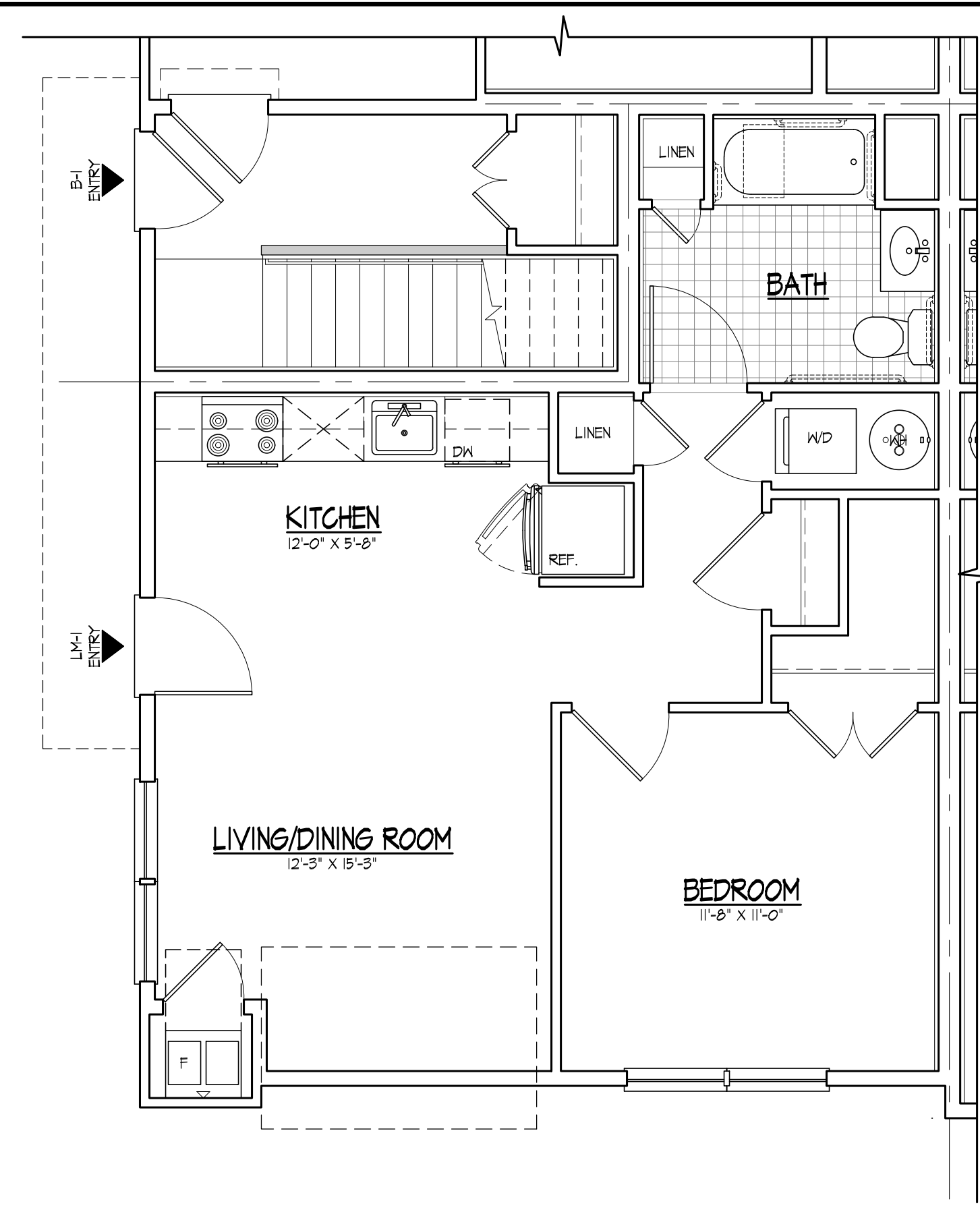
*Robert Larsen*  
**ROBERT S. LARSEN**  
REGISTERED ARCHITECT  
N.J. LIC. NO. 3330815400  
PROFESSIONAL PLANNER

DATE	REVISIONS
12-22-2020	ISSUED FOR FILING
04-29-2021	REVISED & REISSUED FOR FILING
07-01-2021	REVISED & REISSUED FOR FILING

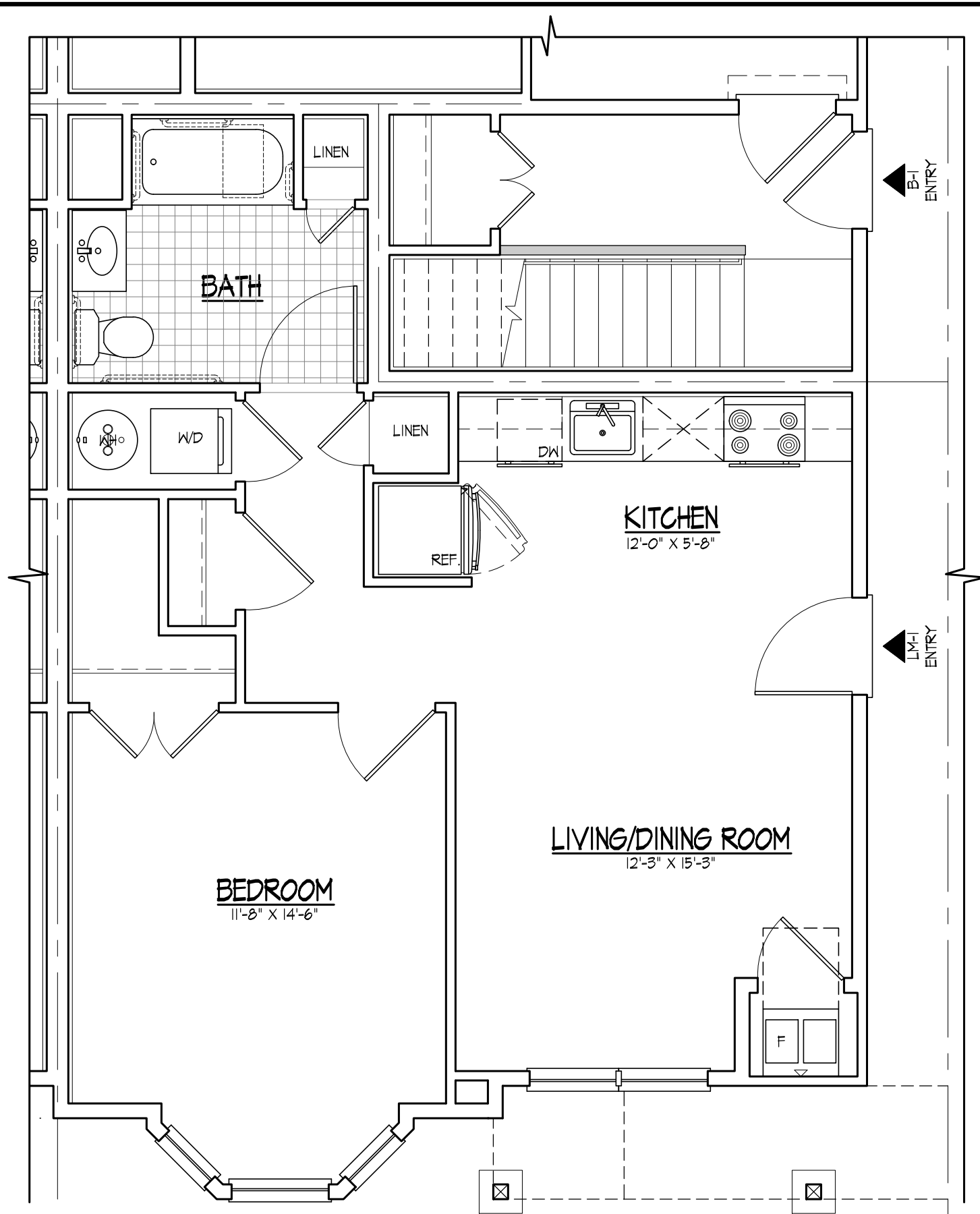
UNIT PLANS	
FILE NO.	17014
DATE:	3/10/2021
SCALE:	AS NOTED
DRAWN BY:	000/000/000
CHECKED BY:	JMD/RSL
DRAWING NO.	17014_A110
SHEET NO.	



**1 UNIT A - FLOOR PLAN**  
SCALE: 1/4" = 1'-0"



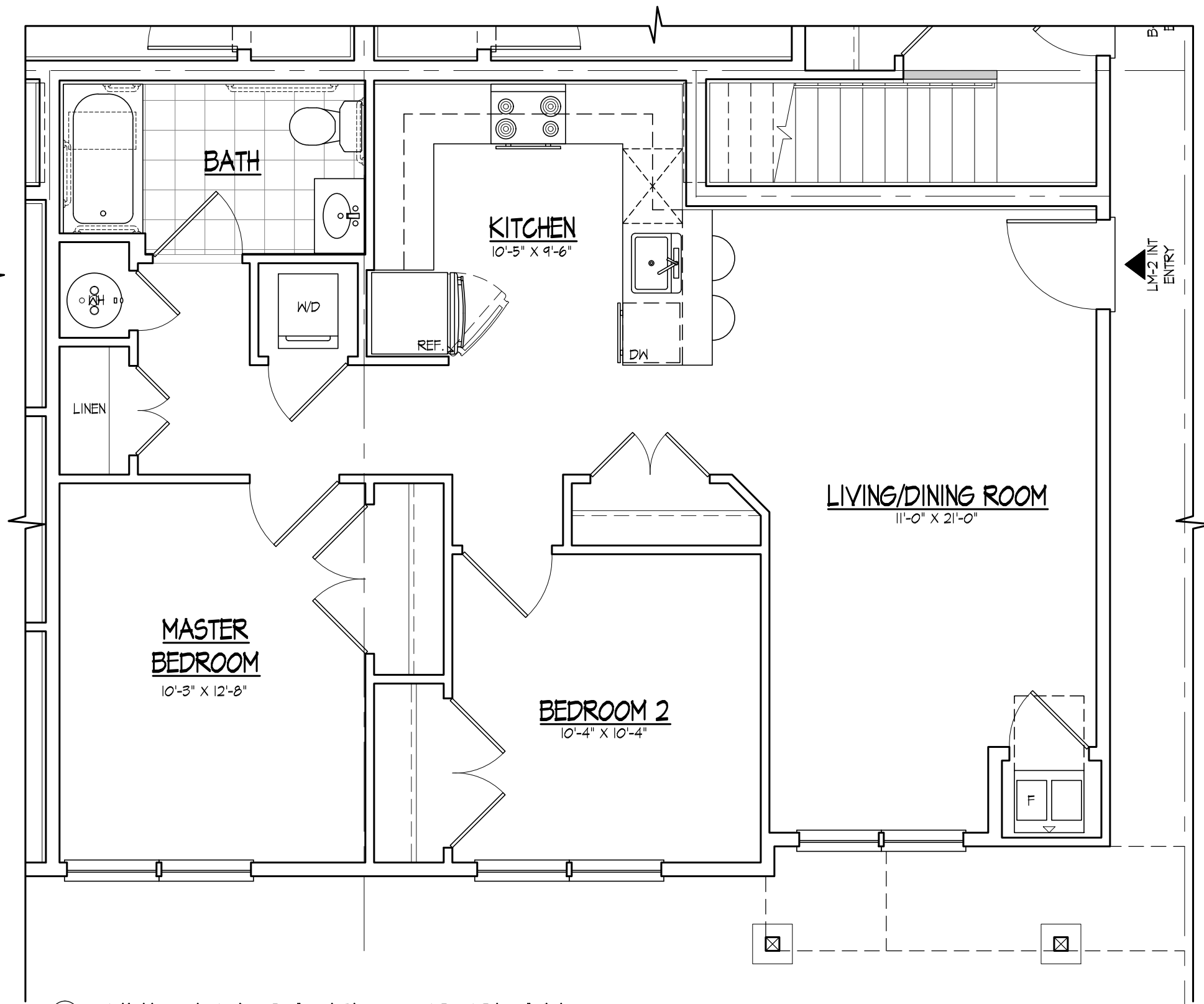
**2 UNIT LM-1A FLOOR PLAN**  
SCALE: 1/4" = 1'-0"  
LOCATED AT FIRST FLOOR



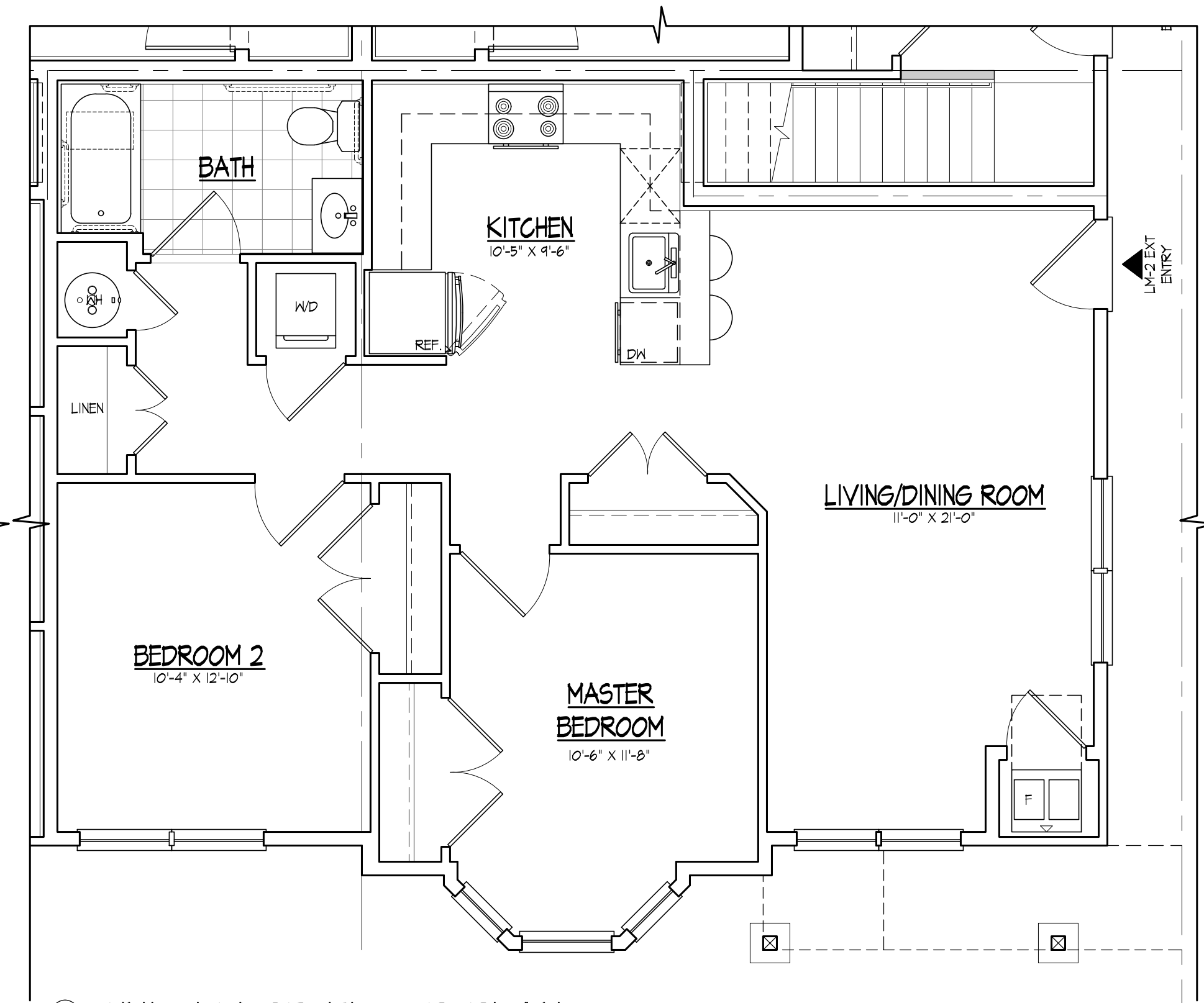
**3 UNIT LM-1B FLOOR PLAN**  
SCALE: 1/4" = 1'-0"  
LOCATED AT FIRST FLOOR



**4 UNIT LM-1C FLOOR PLAN**  
SCALE: 1/4" = 1'-0"



**5 UNIT LM-2A FLOOR PLAN**  
SCALE: 1/4" = 1'-0"

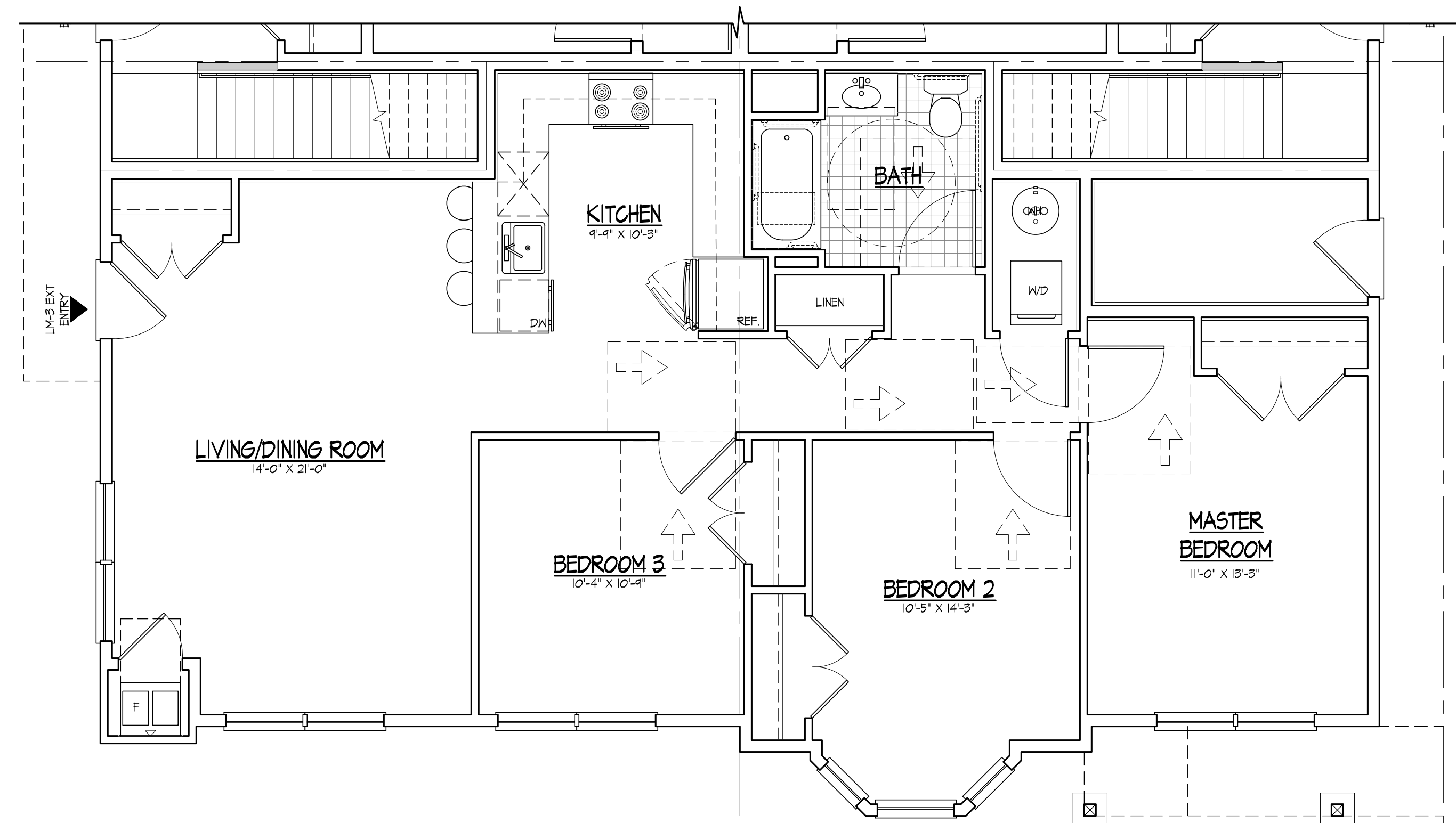


**6 UNIT LM-2B FLOOR PLAN**  
SCALE: 1/4" = 1'-0"

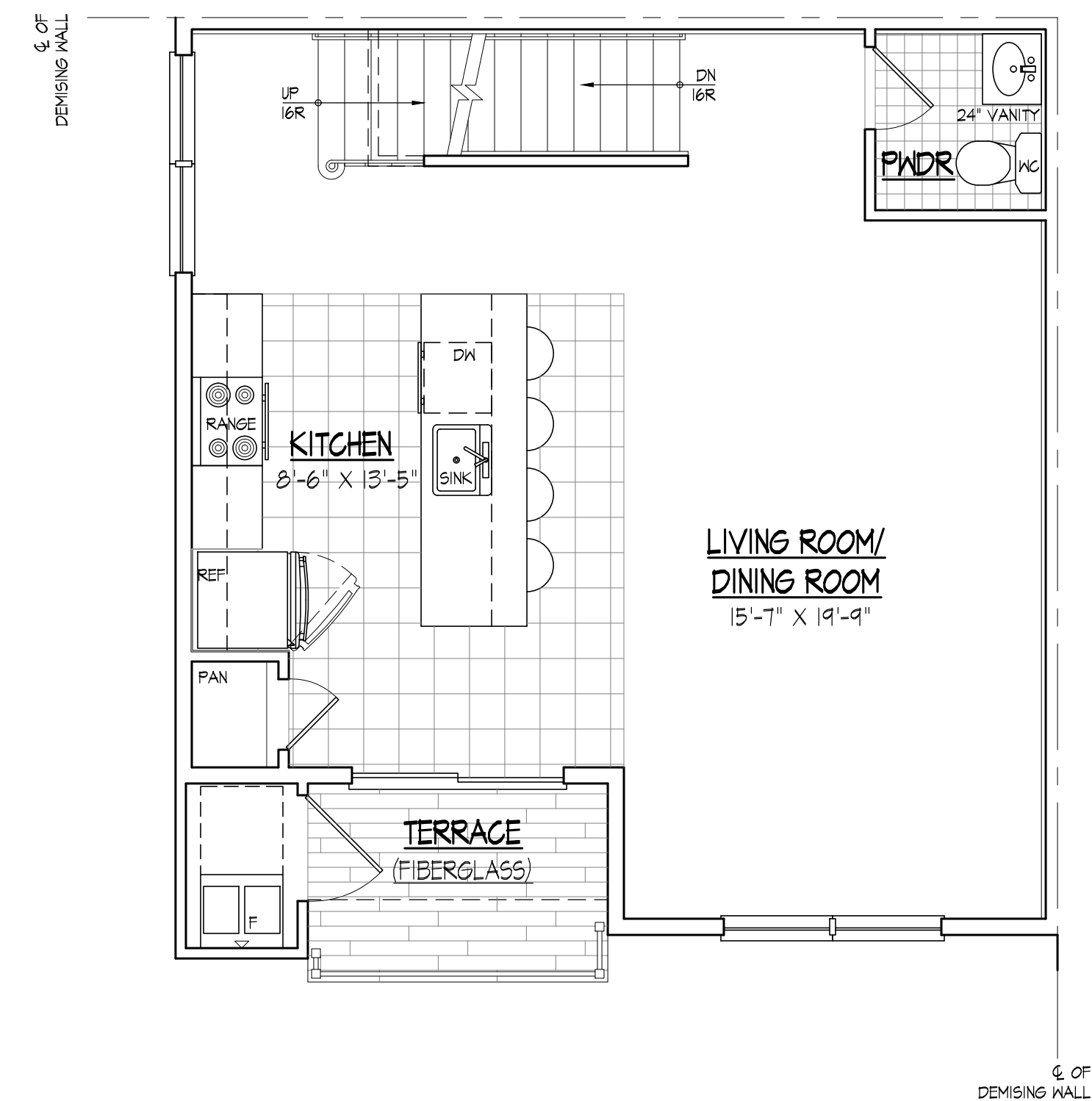




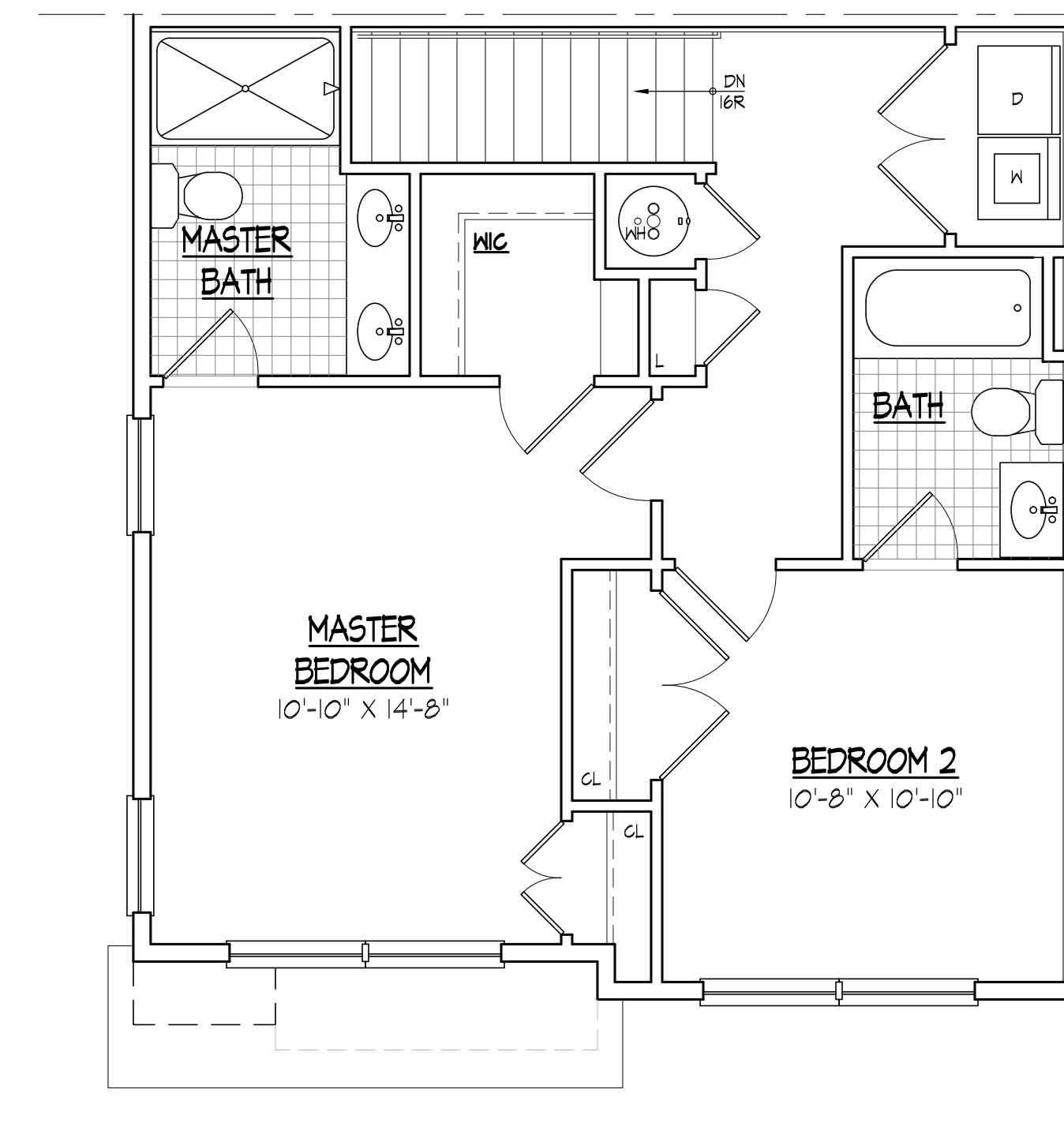
1 UNIT LM-3A FLOOR PLAN  
SCALE: 1/4" = 1'-0"



2 UNIT LM-3B FLOOR PLAN  
SCALE: 1/4" = 1'-0"



3 UNIT B-1 LOWER FLOOR PLAN  
SCALE: 1/4" = 1'-0"  
LOCATED AT SECOND FLOOR



4 UNIT B-1 UPPER FLOOR PLAN  
SCALE: 1/4" = 1'-0"  
LOCATED AT THIRD FLOOR



planning  
architecture  
engineering  
surveying

CHESTER, PLOUSSAS, LISOWSKY  
PARTNERSHIP, LLC

95 MATAWAN ROAD  
SECOND FLOOR  
MATAWAN, NJ 07747  
P. 732.566.0297  
www.cplpartnership.com

STONERISE  
-LUXURY GARAGE APARTMENTS-

TOWNSHIP OF MARLBORO  
MONMOUTH COUNTY NEW JERSEY

CERTIFICATES OF AUTHORIZATION -  
BOARD OF ENGINEERS & LAND SURVEYORS: 2A6A28159000  
BOARD OF ARCHITECTS: 21AC000695000

GREGORY PLOUSSAS  
PROFESSIONAL ENGINEER  
PROFESSIONAL LAND SURVEYOR  
PROFESSIONAL ARCHITECT

MICHAEL PICCI  
PROFESSIONAL ENGINEER  
PROFESSIONAL LAND SURVEYOR  
PROFESSIONAL ARCHITECT

ROBERT S. LARSEN  
PROFESSIONAL ENGINEER  
PROFESSIONAL LAND SURVEYOR  
PROFESSIONAL ARCHITECT

JOSEPH M. DELUCA  
PROFESSIONAL ENGINEER  
PROFESSIONAL LAND SURVEYOR  
PROFESSIONAL ARCHITECT

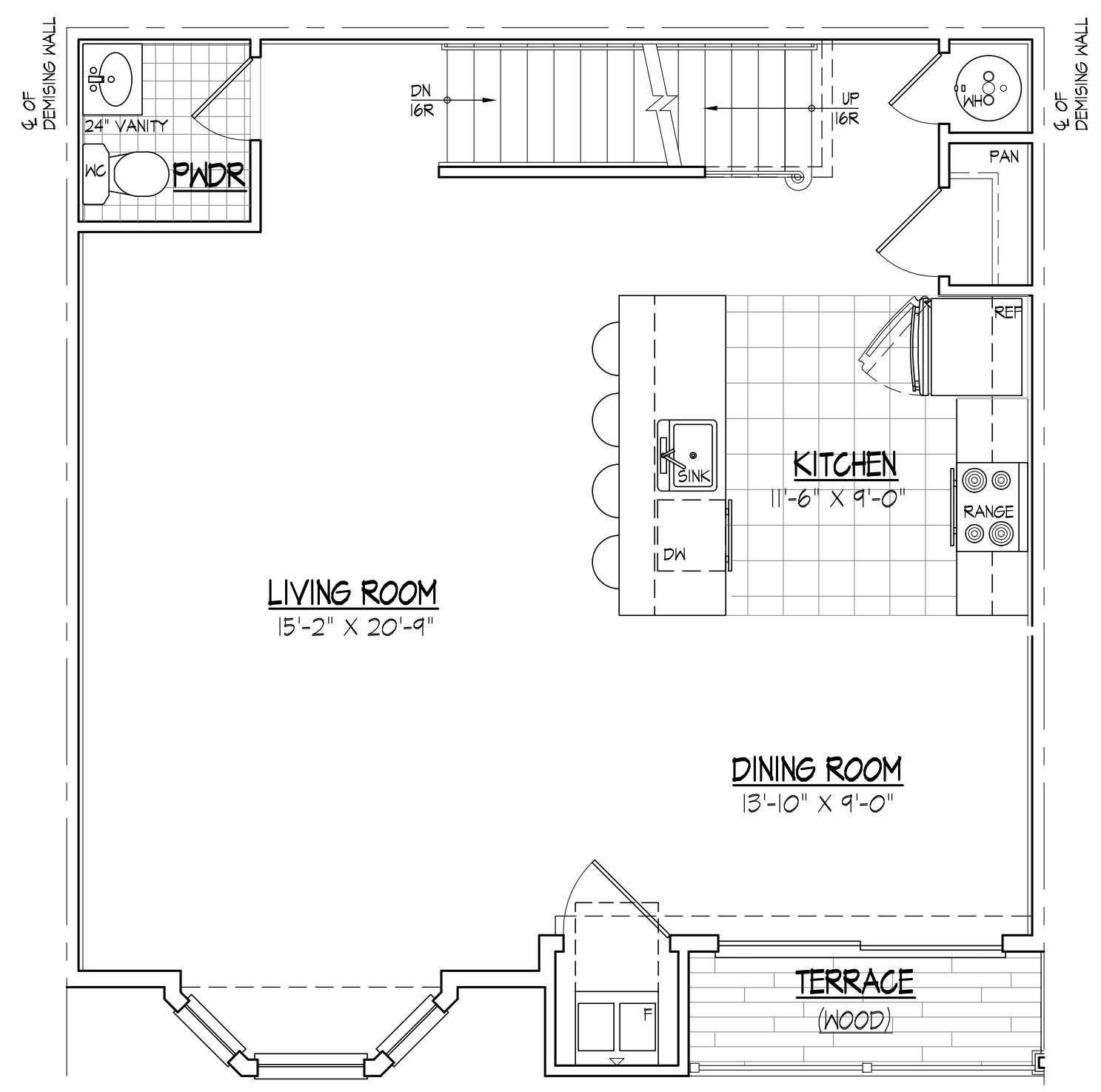
*Robert Larsen*  
ROBERT S. LARSEN  
REGISTERED ARCHITECT  
N.J. LIC. NO. 333081840  
PROFESSIONAL ARCHITECT

DATE	REVISIONS
12-22-2020	ISSUED FOR FILING
04-29-2021	REVISED & REISSUED FOR FILING
07-01-2021	REVISED & REISSUED FOR FILING

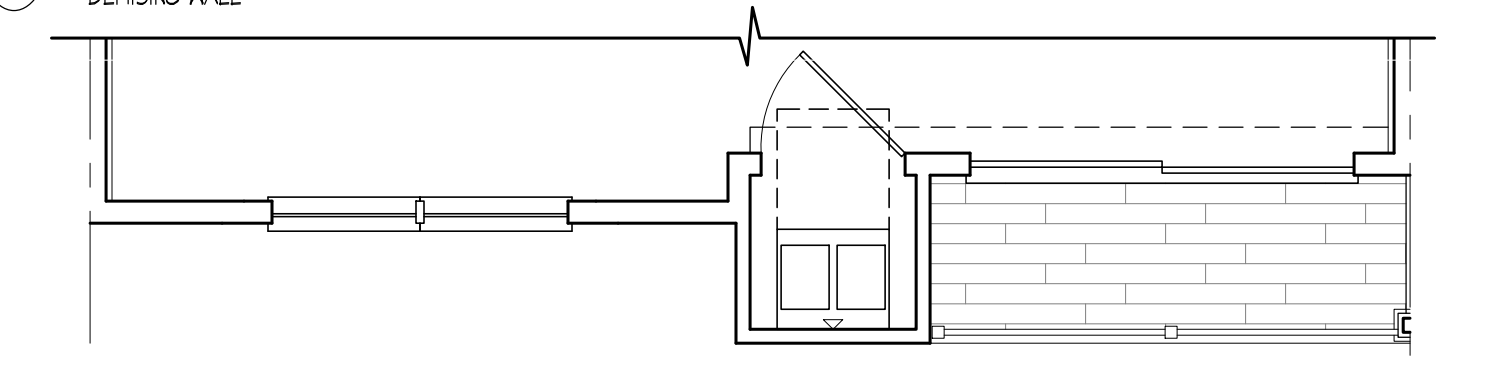
UNIT PLANS	
FILE NO.	17014
DATE:	3/10/2021
SCALE:	AS NOTED
DRAWN BY:	000/000/000
CHECKED BY:	JMD/RSL
DRAWING NO.	17014_A111
SHEET NO.	

A111

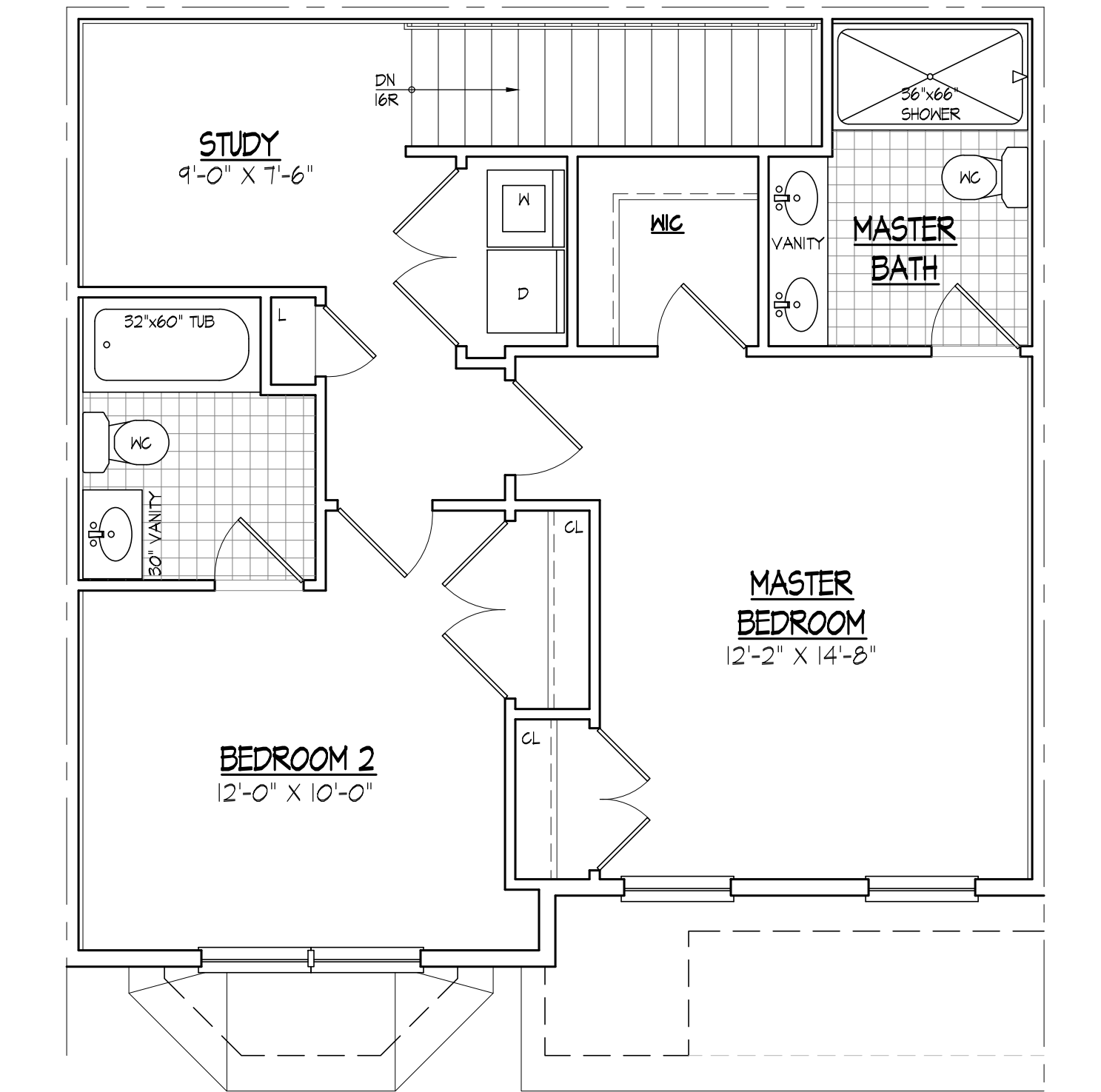




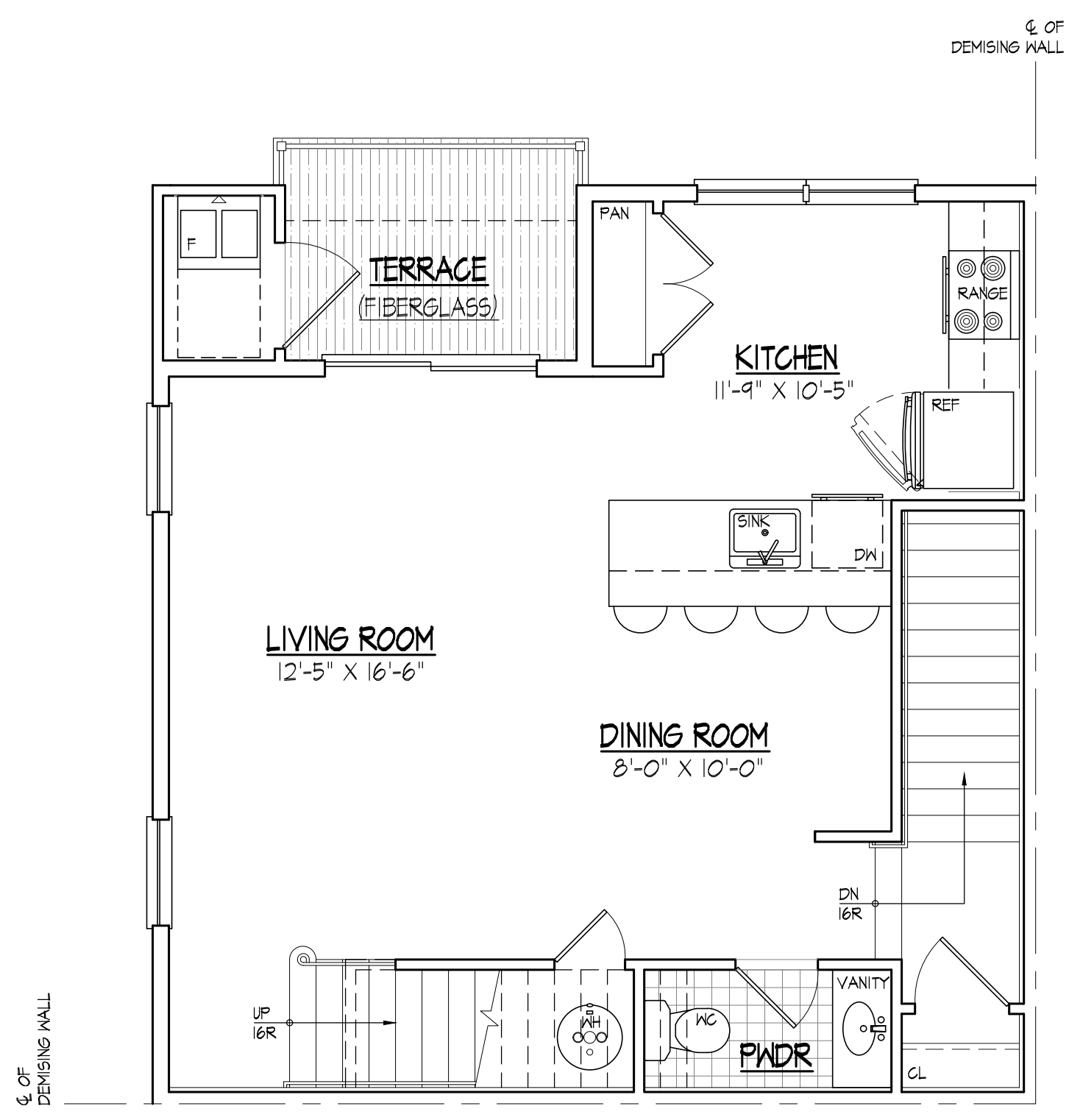
1 UNIT B-2 LOWER FLOOR PLAN  
SCALE: 1/4" = 1'-0"  
LOCATED AT SECOND FLOOR



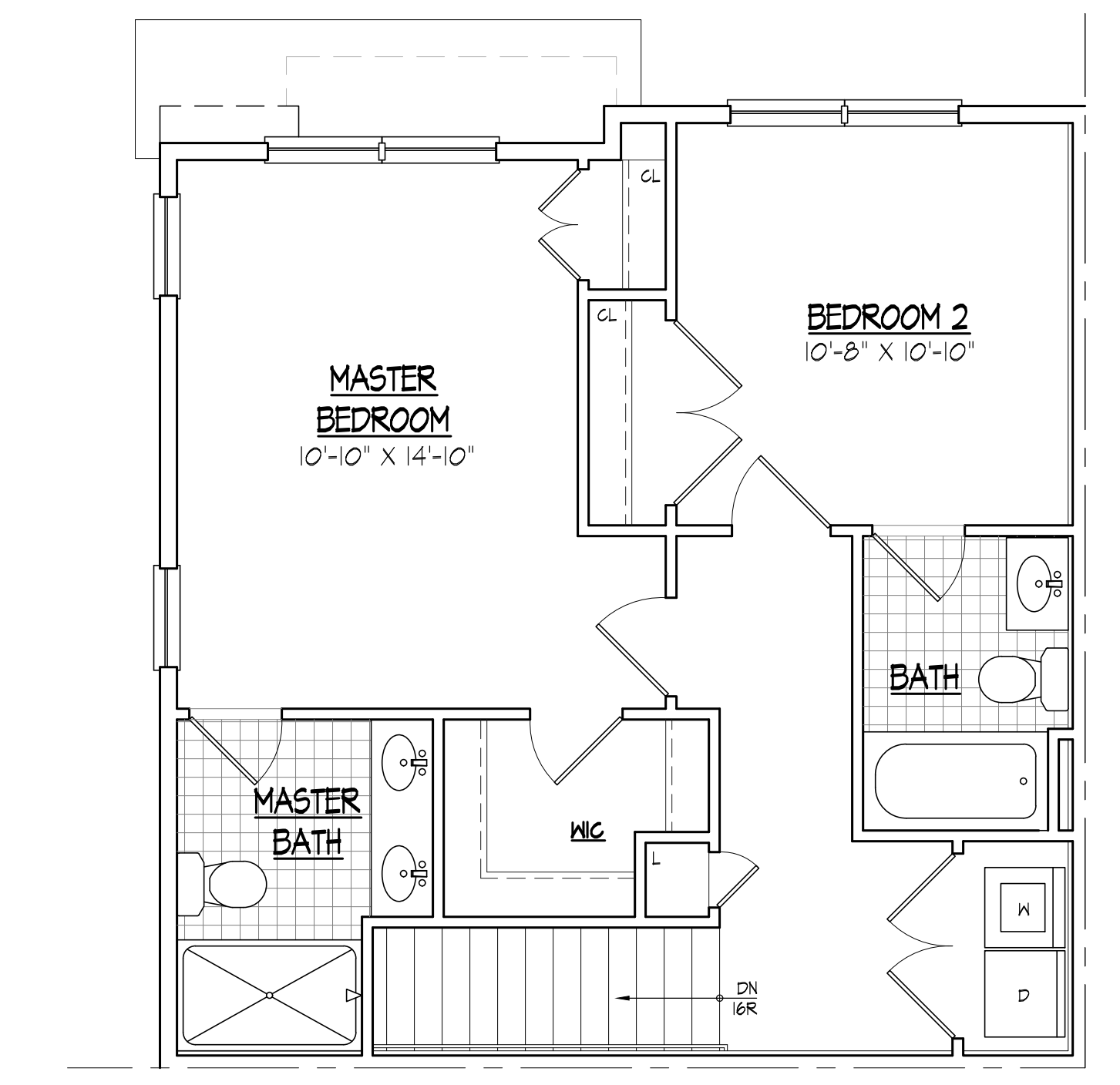
2 UNIT B-2 ALT LOWER FLOOR PLAN  
SCALE: 1/4" = 1'-0"  
LOCATED AT SECOND FLOOR



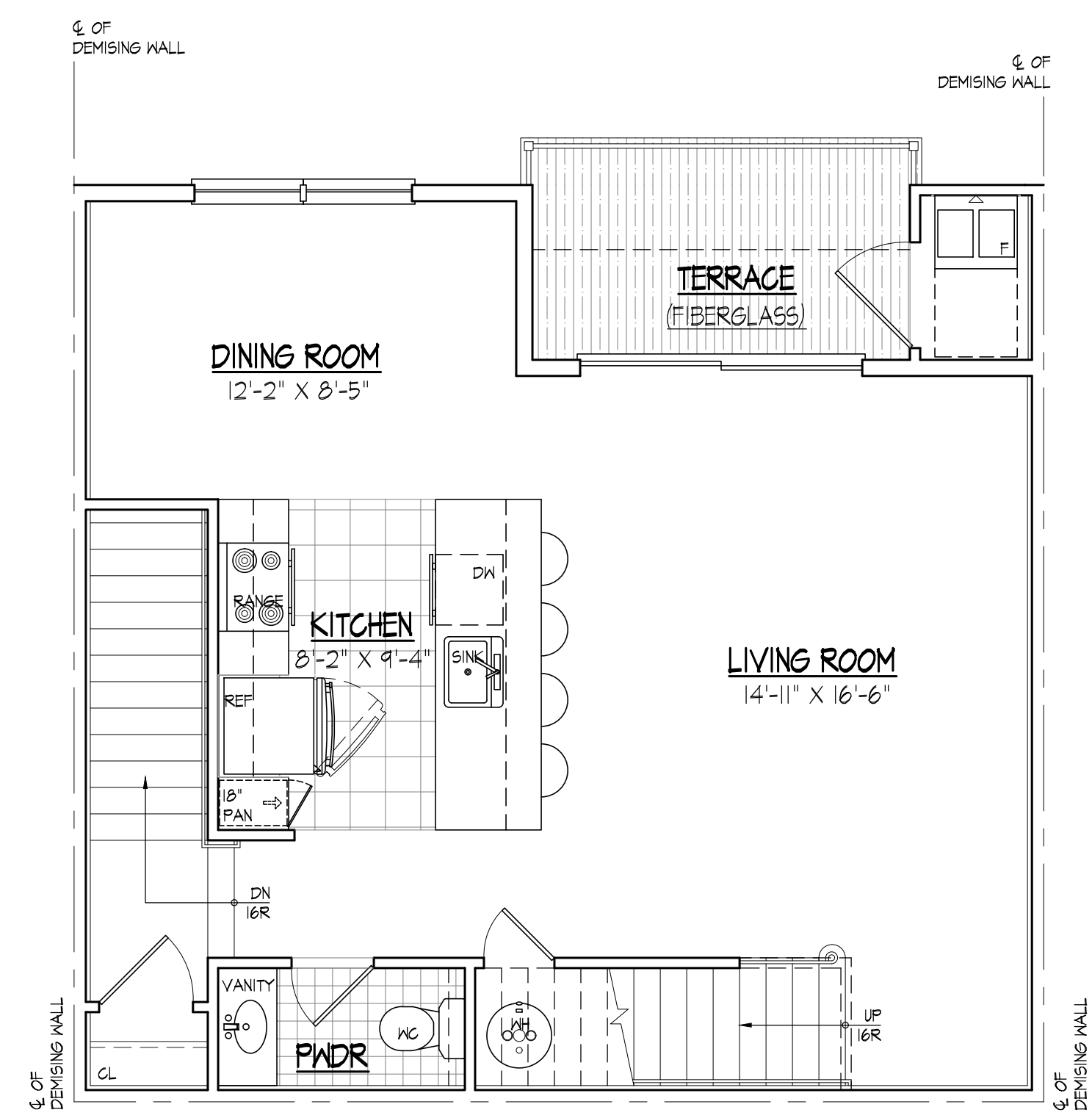
3 UNIT B-2/B-2 ALT UPPER FLOOR PLAN  
SCALE: 1/4" = 1'-0"  
LOCATED AT THIRD FLOOR



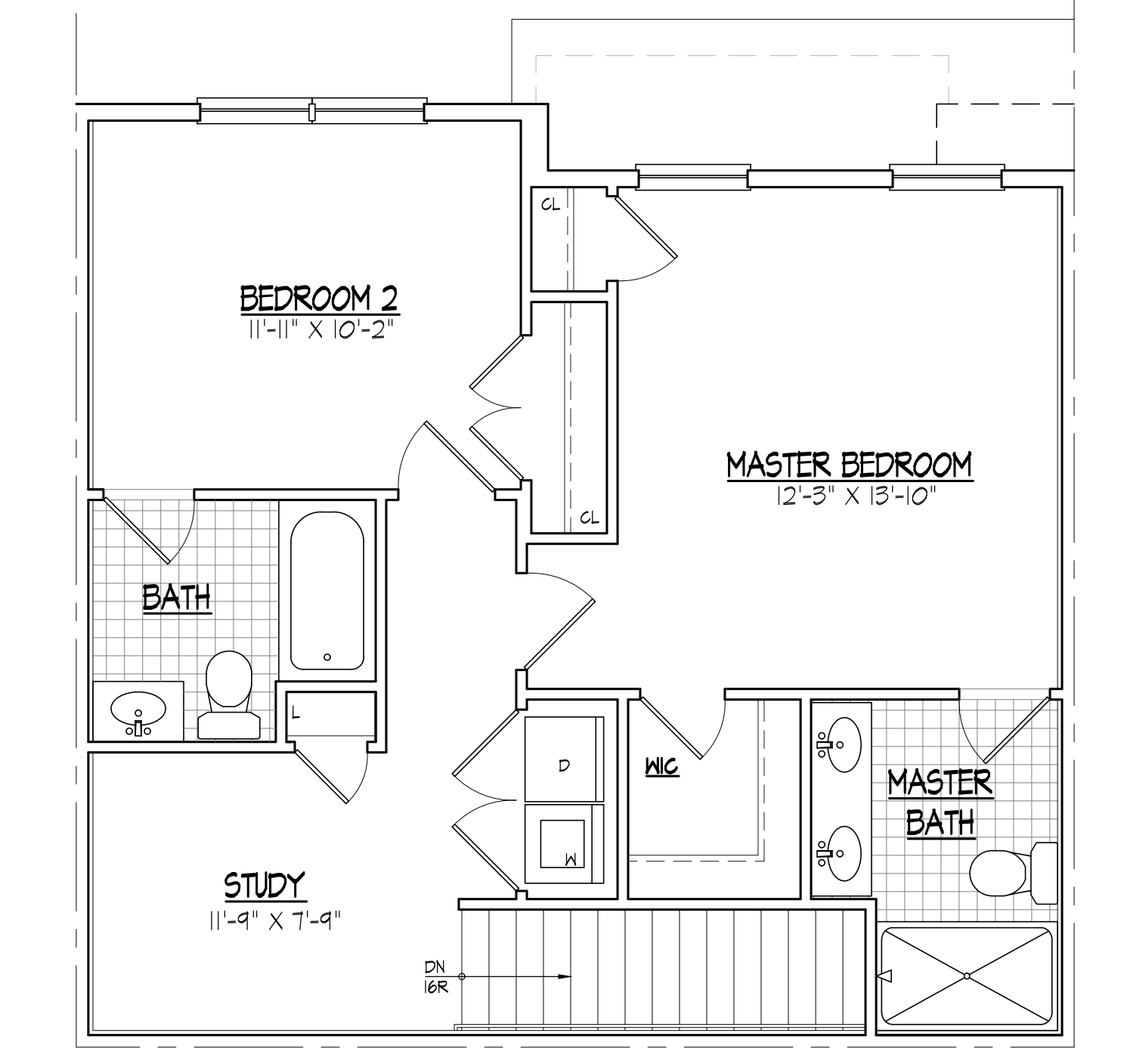
4 UNIT C-1 LOWER FLOOR PLAN  
SCALE: 1/4" = 1'-0"  
LOCATED AT SECOND FLOOR



5 UNIT C-1 UPPER FLOOR PLAN  
SCALE: 1/4" = 1'-0"  
LOCATED AT THIRD FLOOR



6 UNIT C-2 LOWER FLOOR PLAN  
SCALE: 1/4" = 1'-0"



7 UNIT C-2 UPPER FLOOR PLAN  
SCALE: 1/4" = 1'-0"  
LOCATED AT THIRD FLOOR

© COPYRIGHT 2020 CHESTER, PLOUSSAS, LISOWSKY, PARTNERSHIP, LLC



planning  
architecture  
engineering  
surveying

CHESTER, PLOUSSAS, LISOWSKY  
PARTNERSHIP, LLC  
95 MATAWAN ROAD  
SECOND FLOOR  
MATAWAN, NJ 07747  
P. 732.566.0297  
www.cplpartnership.com

STONERISE  
-LUXURY GARAGE APARTMENTS-  
TOWNSHIP OF MARLBORO  
MONMOUTH COUNTY NEW JERSEY  
CERTIFICATES OF AUTHORIZATION -  
BOARD OF ENGINEERS & LAND SURVEYORS: 2A6A28159000  
BOARD OF ARCHITECTS: 21AC0006959000

RICHARD G. RICHALSKI  
PROFESSIONAL LAND SURVEYOR  
PROFESSIONAL ENGINEER  
MICHAEL PUCCI  
PROFESSIONAL ENGINEER  
PROFESSIONAL ENGINEER  
GREGORY PLOUSSAS  
PROFESSIONAL ENGINEER  
PROFESSIONAL ENGINEER  
ROBERT S. LARSEN  
REGISTERED ARCHITECT  
PROFESSIONAL ENGINEER  
PROFESSIONAL ENGINEER  
PROFESSIONAL ENGINEER  
JOSEPH M. DELUCA  
REGISTERED ARCHITECT  
PROFESSIONAL ARCHITECT  
ROBERT S. LARSEN  
REGISTERED ARCHITECT  
PROFESSIONAL ENGINEER  
N.J. LIC. NO. 33A0001700  
N.J. LIC. NO. 33A0001800

DATE	REVISIONS
12-22-2020	ISSUED FOR FILING
04-29-2021	REVISED & REISSUED FOR FILING
07-01-2021	REVISED & REISSUED FOR FILING

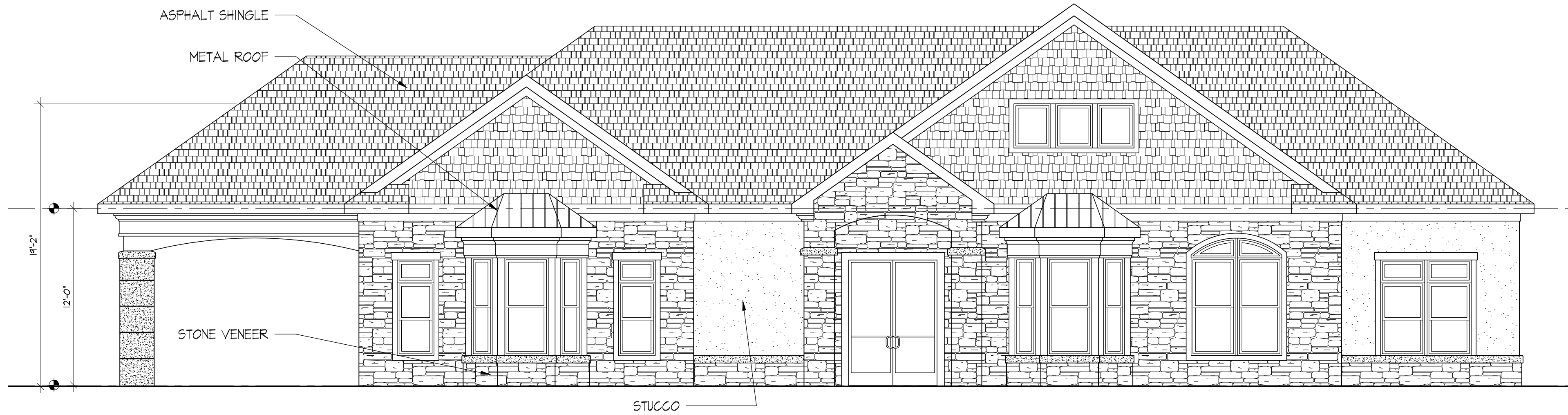
UNIT PLANS	
FILE NO.	17014
DATE:	3/10/2021
SCALE:	AS NOTED
DRAWN BY:	000/000/000
CHECKED BY:	JMD/RSL
DRAWING NO.	17014_A112
SHEET NO.	

A112

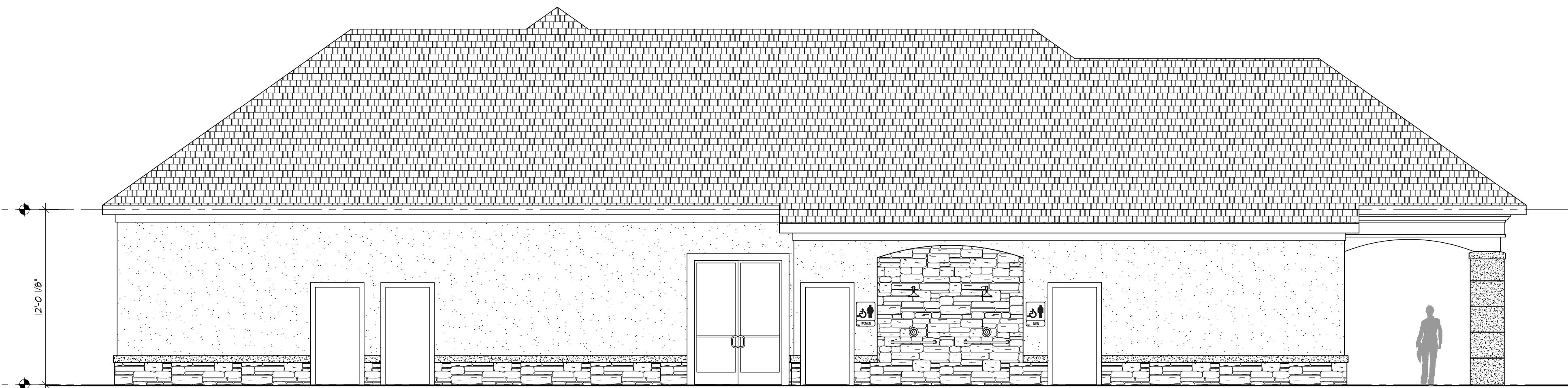




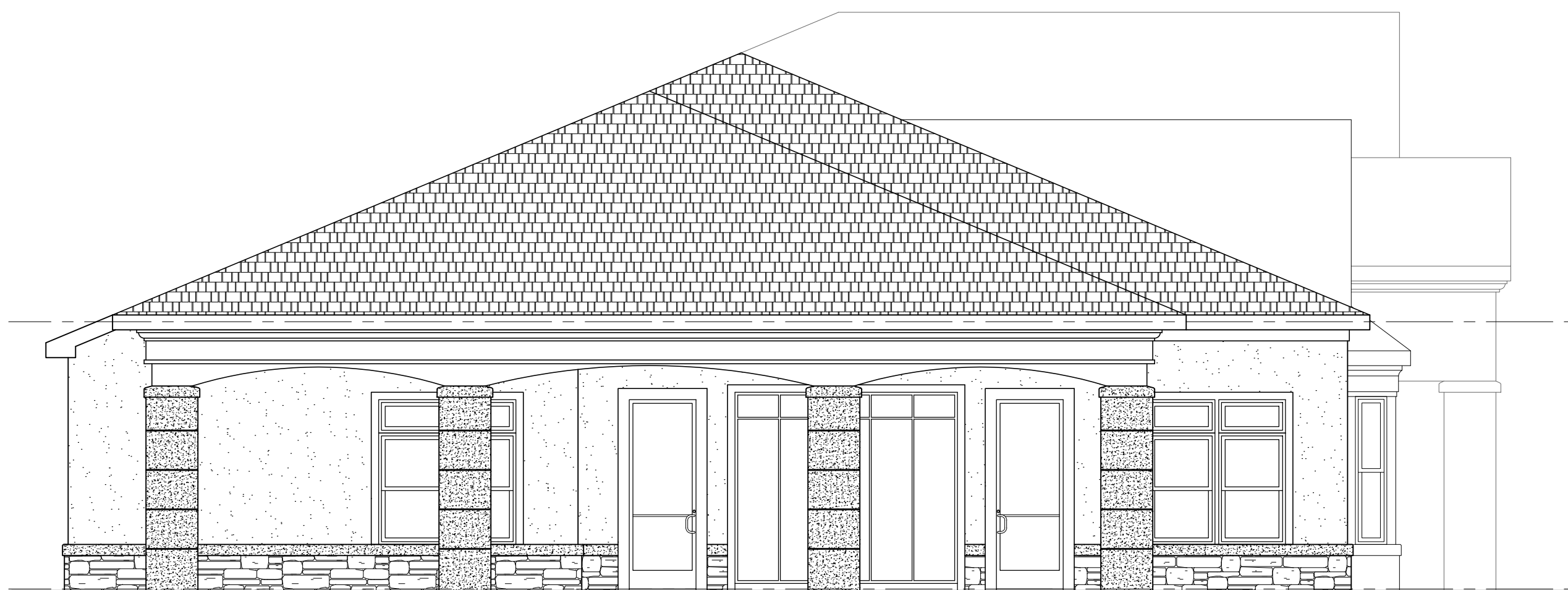




1 FRONT ELEVATION  
SCALE: 3/16" = 1'-0"



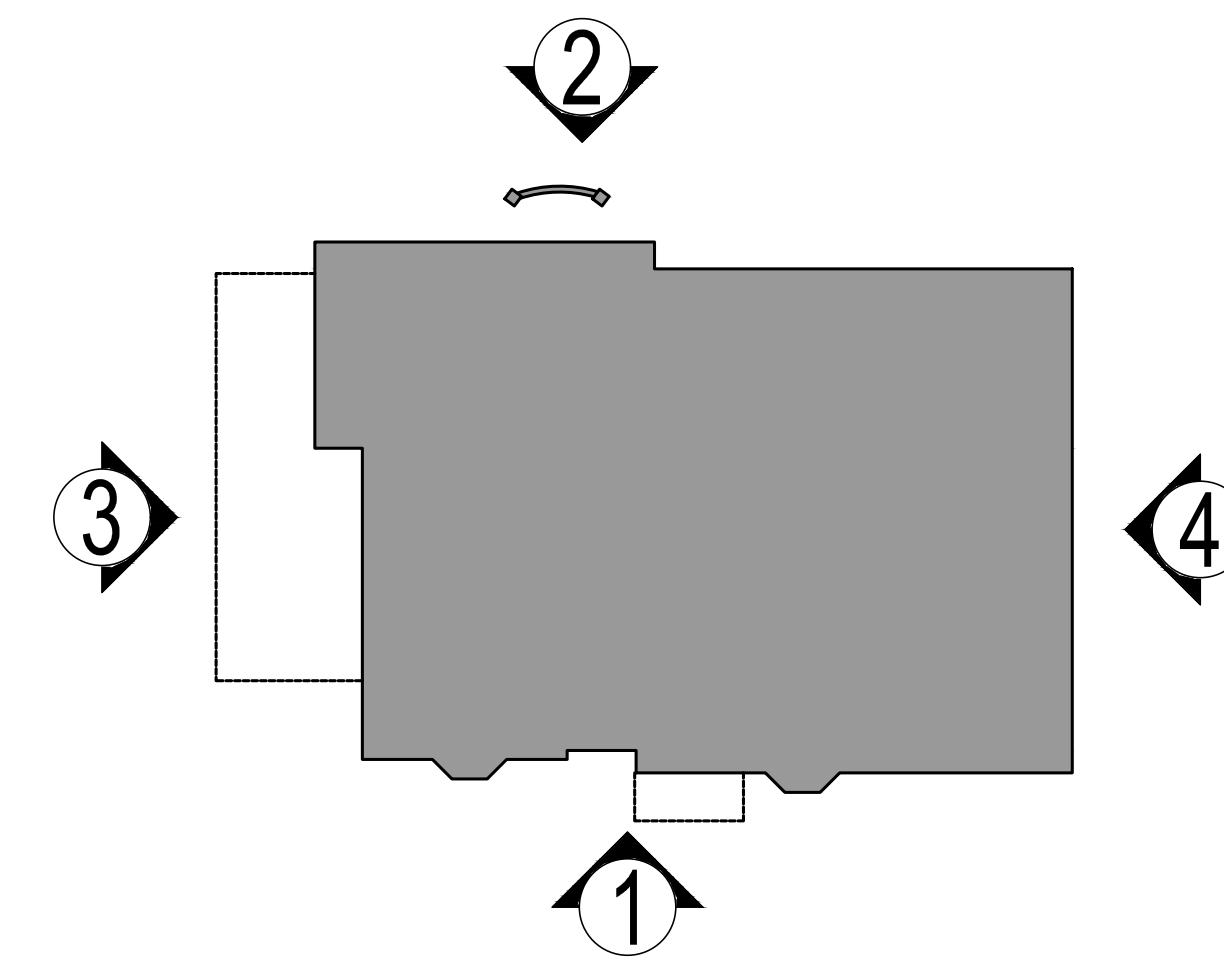
2 REAR ELEVATION  
SCALE: 3/16" = 1'-0"



3 LEFT SIDE ELEVATION  
SCALE: 3/16" = 1'-0"



4 RIGHT SIDE ELEVATION  
SCALE: 3/16" = 1'-0"



DIAGRAMMATIC KEY SITE PLAN  
FOR REFERENCE ONLY - NOT TO SCALE



planning  
architecture  
engineering  
surveying

CHESTER, PLOUSSAS, LISOWSKY  
PARTNERSHIP, LLC

95 MATAWAN ROAD  
SECOND FLOOR  
MATAWAN, NJ 07747  
P. 732.566.0297  
www.cplpartnership.com

STONERISE  
-LUXURY GARAGE APARTMENTS-  
TOWNSHIP OF MARLBORO NEW JERSEY  
MONMOUTH COUNTY

GREGORY PLOUSSAS  
PROFESSIONAL ENGINEER  
PROFESSIONAL LAND SURVEYOR  
PROFESSIONAL PLANNER

MICHAEL PICCI  
PROFESSIONAL ENGINEER  
PROFESSIONAL LAND SURVEYOR  
PROFESSIONAL PLANNER

RICHARD G. RUCIALSKI  
PROFESSIONAL ENGINEER  
PROFESSIONAL LAND SURVEYOR  
PROFESSIONAL PLANNER

ROBERT S. LARSEN  
REGISTERED ARCHITECT  
PROFESSIONAL PLANNER

JOSEPH M. DELUCA  
REGISTERED ARCHITECT  
PROFESSIONAL PLANNER

ROBERT S. LARSEN  
REGISTERED ARCHITECT  
PROFESSIONAL PLANNER  
N.J. LIC. NO. 24A00159000

DATE	REVISIONS
12-22-2020	ISSUED FOR FILING
04-29-2021	REVISED & REISSUED FOR FILING
07-01-2021	REVISED & REISSUED FOR FILING

CLUBHOUSE ELEVATIONS	
FILE NO.	17014
DATE:	3/10/2021
SCALE:	AS NOTED
DRAWN BY:	000/000/000
CHECKED BY:	JMD/RSL
DRAWING NO.	
SHEET NO.	A400